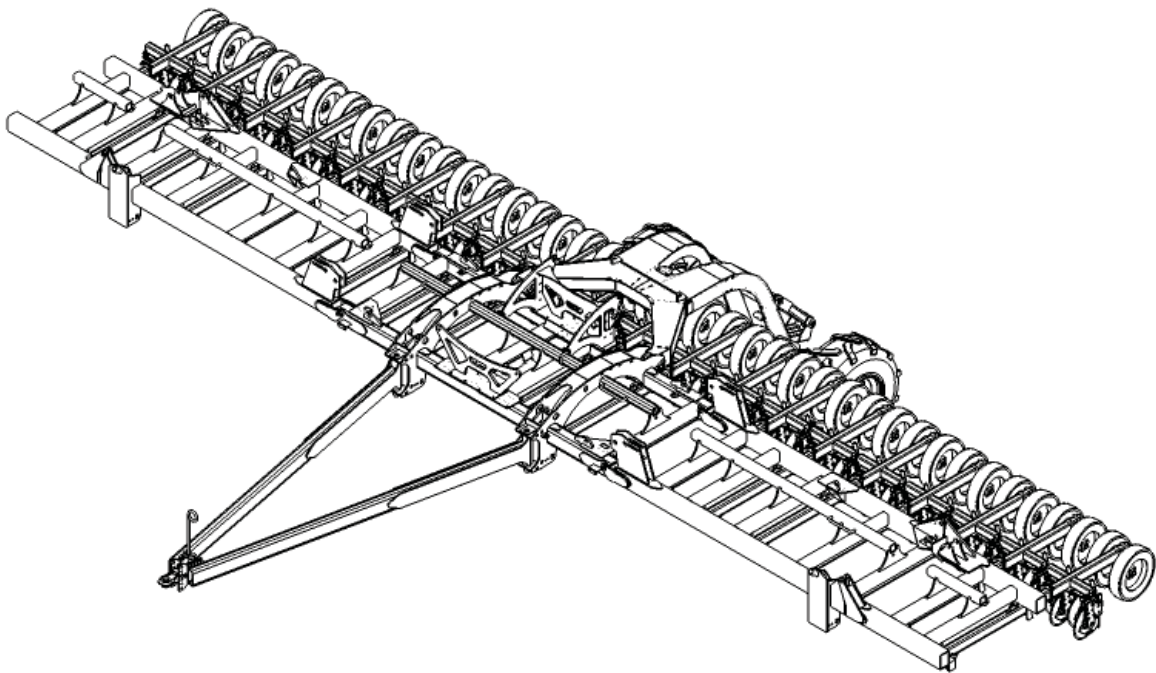


Amity

TECHNOLOGY



PARTS MANUAL



ALL MODEL YEARS

Single Disc Drill

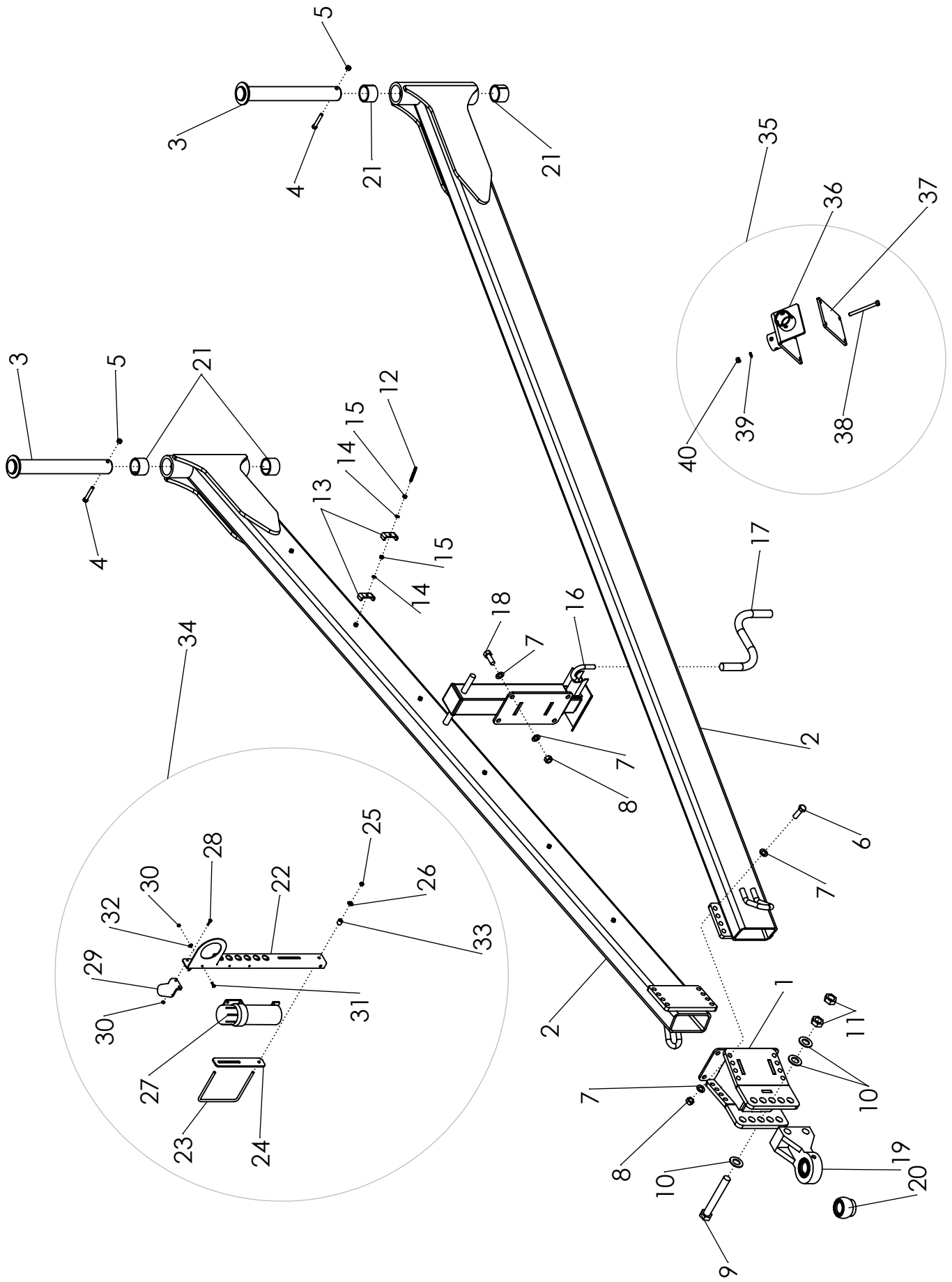
Amity Technology, LLC
2800 7th Avenue North
Fargo, ND 58102
(701) 232-4199
www.amitytech.com

P/N 321600C

This page intentionally left blank

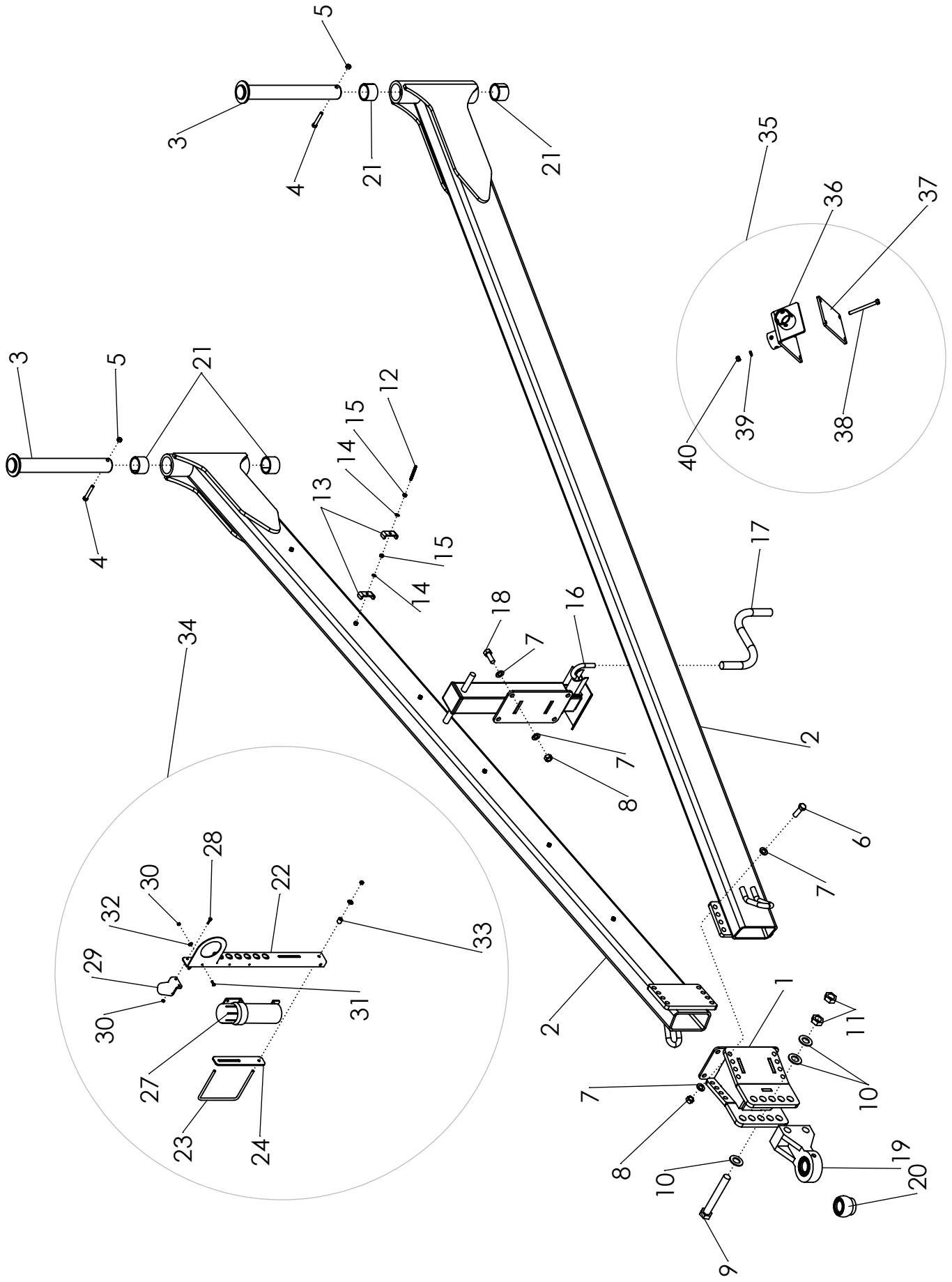
Table of Contents

Frame	4
Hydraulic System	32
Electrical System	54
Row Units	62
Application System	74
Spindles and Wheels	100
Options	126



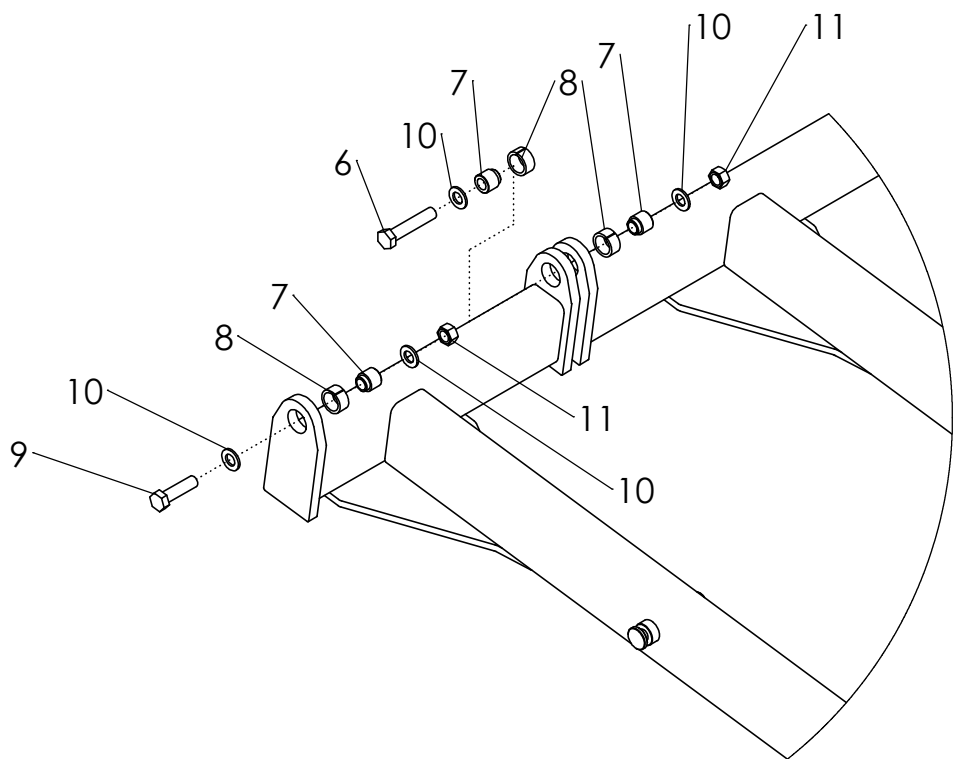
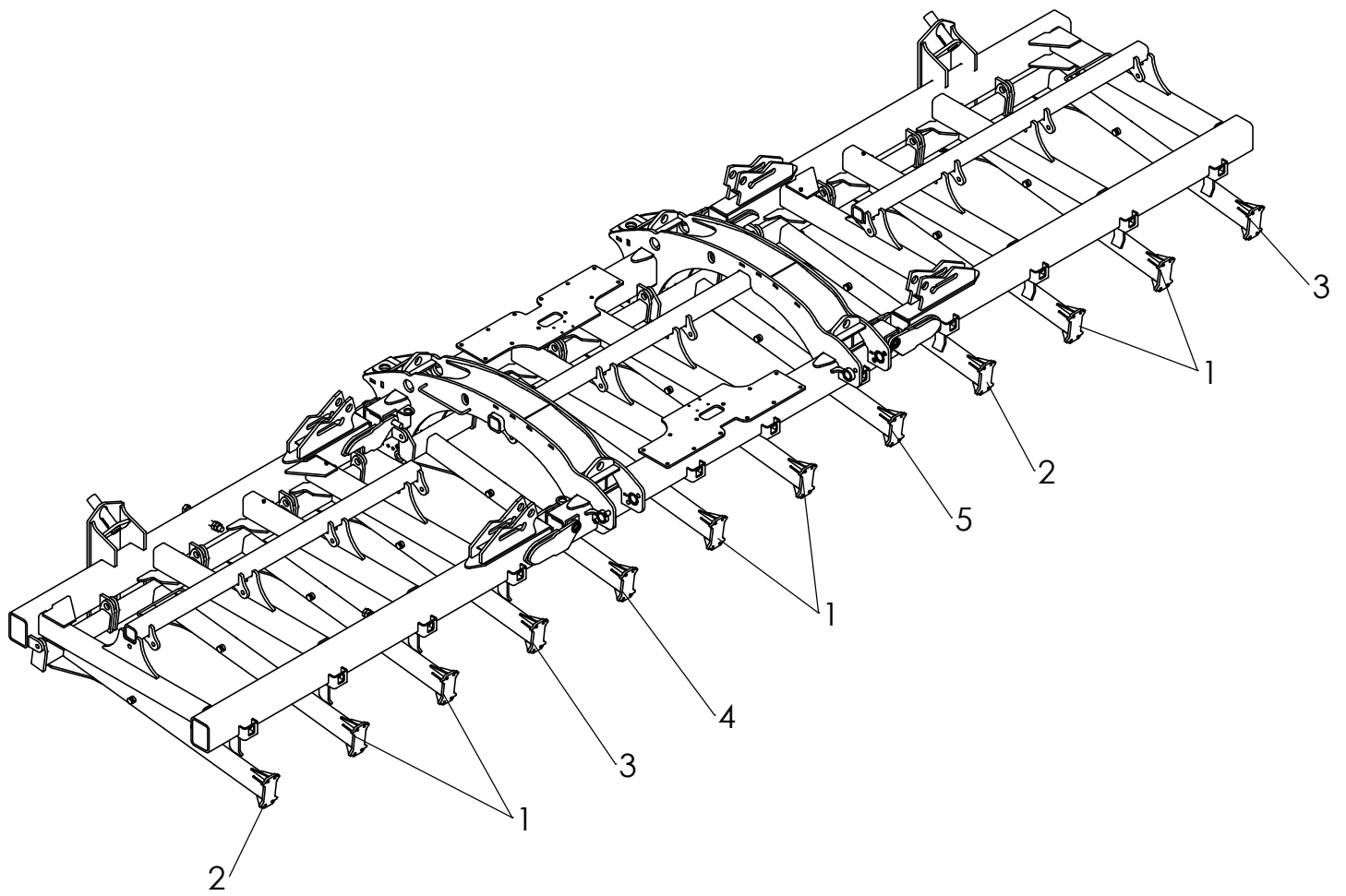
FRONT HITCH ASSEMBLY

ITEM	PART NO.	DESCRIPTION	QTY
1	PA33354	WLDMT, HITCH	1
2	35168	WLDMT-DRAWPOLE SDD 50' & 60'	2
	33320	WLDMT-DRAWPOLE SDD 30' & 40'	
3	33462	PIN,WELD DRAWPOLE	2
4	1011611	BOLT-HEX: .50 X 3.00 NC GR5 ZP	2
5	1027461	NUT-TOPLOCK: .50 NC GR5 ZP	2
6	62096	BOLT-HEX: .75 X 2.50 NC GR8 ZP	16
7	35132	WASHER-FLAT: SAE .75 YZP GR8	40
8	66501	NUT-HEX: .75 NC GR8 ZP	20
9	36222	BOLT-HEX: 1.25 X 9.00 NC GR 8 ZP	2
10	66499	WASHER-FLAT: SAE 1.25 YZP GR8	6
11	66502	JAM NUT, 1.25 DIA., GR. 8 YZNC	4
12	65379	STUD: .375 X 3.00 UNC ZP	12
13	50714	CLAMP 1/2" ZP	18
14	1011586	WASHER-LOCK: .38 ZP	18
15	1011576	NUT-HEX: .38 NC GR2 ZP	18
16	320628	WLDMT-SDD 10K JACK	1
17	330014	HANDLE-10K JACK W/HRDWR (BLACK)	1
18	1012060	BOLT-HEX: .75 X 2.00 NC GR5 ZP	4
19	P320968	BULL PULL W/2.00" INSERT CAT 4	1
	P320970	BULL PULL W2.75" INSERT CAT 5	
20	P320969	BULL PULL 1.50" INSERT CAT 4	1
	P320971	BULL PULL 2.00" INSERT CAT 4	
21	33372	BUSHING 3.00 X 2.50 X 2.00	4
22	P236142	FORMED CHANNEL-HYD HOSE BRKT	1
23	PA35563	U-BOLT: .375 X 7 X 8.063 X 7	1
24	P241777	BACKING PLATE	1
25	1016999	NUT-TOPLOCK: .38 NC GR5 ZP	2
26	1011828	WASHER-FLAT .38 ZP	2
27	P234313	STORAGE TUBE-OWNERS MANUAL	2
28	1013423	BOLT-HEX: .25 X 1.00 NC GR5 ZP	2
29	P223329	HOLDER-LIGHT PLUG	1
30	1030946	NUT-TOPLOCK: .25 NC GR5 ZP	2
31	1011595	BOLT-HEX: .25 X .75 NC GR5 ZP	2
32	1020416	WASHER-FLAT: .25 ZP	2
33	36226	SPACER	2
34	NS	ASSY-UTILITY POLE KIT(INCLUDES ITEMS 22-33)	



FRONT HITCH ASSEMBLY

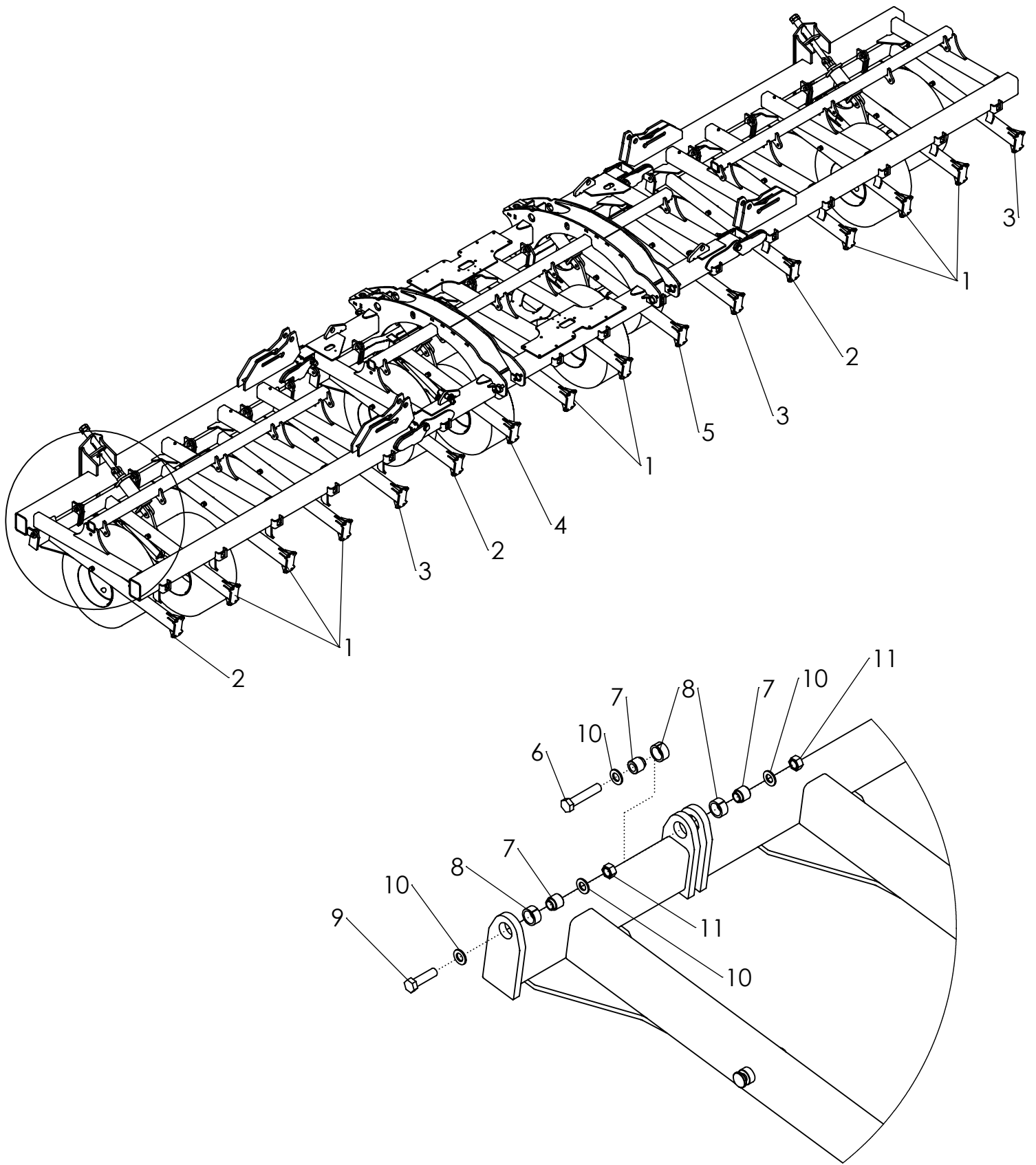
ITEM	PART NO.	DESCRIPTION	QTY
35	NS	KIT-JACK (INCLUDES ITEMS 36-41) ↳THRU MODEL YEAR 2012	
36	35834	WLDMT-JACK MOUNT	1
37	35843	PLATE-JACK MOUNT CLAMP	1
38	1016660	BOLT-HEX: .500 X5 .50 NC GR5 ZP	4
39	1011581	WASHER-LOCK: .50 ZP	4
40	1011577	NUT-HEX: .500 NC ZP	4
41	65962	JACK-SIDEWIND 8000# (NOT SHOWN)	1
42	PA36223	CHAIN-SAFETY 80000# 50' & 60' (NOT SHOWN)	1
	P238225	CHAIN-SAFETY 40000# 30' & 40' (NOT SHOWN)	



M5072-A

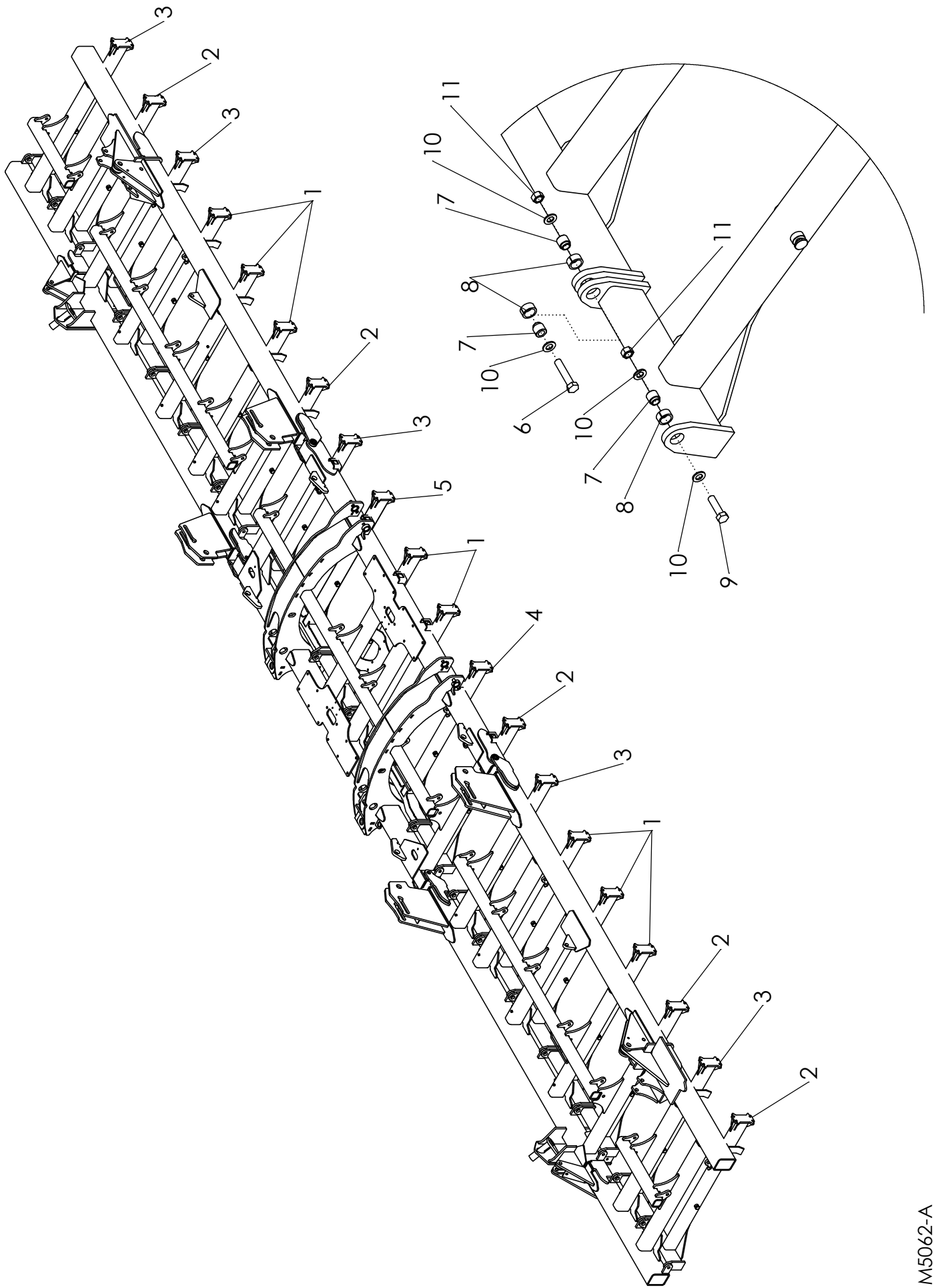
TOOLBAR ASSEMBLY - 30'

ITEM	PART NO.	DESCRIPTION	QTY
1	35600	WLDMT-TOOLBAR CENTER	6
2	35601	WLDMT-TOOLBAR SHORT LH	2
3	35602	WLDMT-TOOLBAR SHORT RH	2
4	35990	WLDMT-BENT TOOLBAR LH 30'	1
5	35989	WLDMT-BENT TOOLBAR RH 30'	1
6	66496	BOLT-HEX: .75 X 3.75 NC GR8 YZP	6
7	33435	PIN-TOOL BAR PULL YZP	24
8	33434	BUSHING-SPLIT 1.63 OD X1.25 IDX .75	24
9	66495	BOLT-HEX: .75 X 2.75 NC GR8 YZP	9
10	66497	WASHER-FLAT: .75 YZP GR8	30
11	1011434	NUT-TOPLOCK: .75 NC GR8 ZP	15



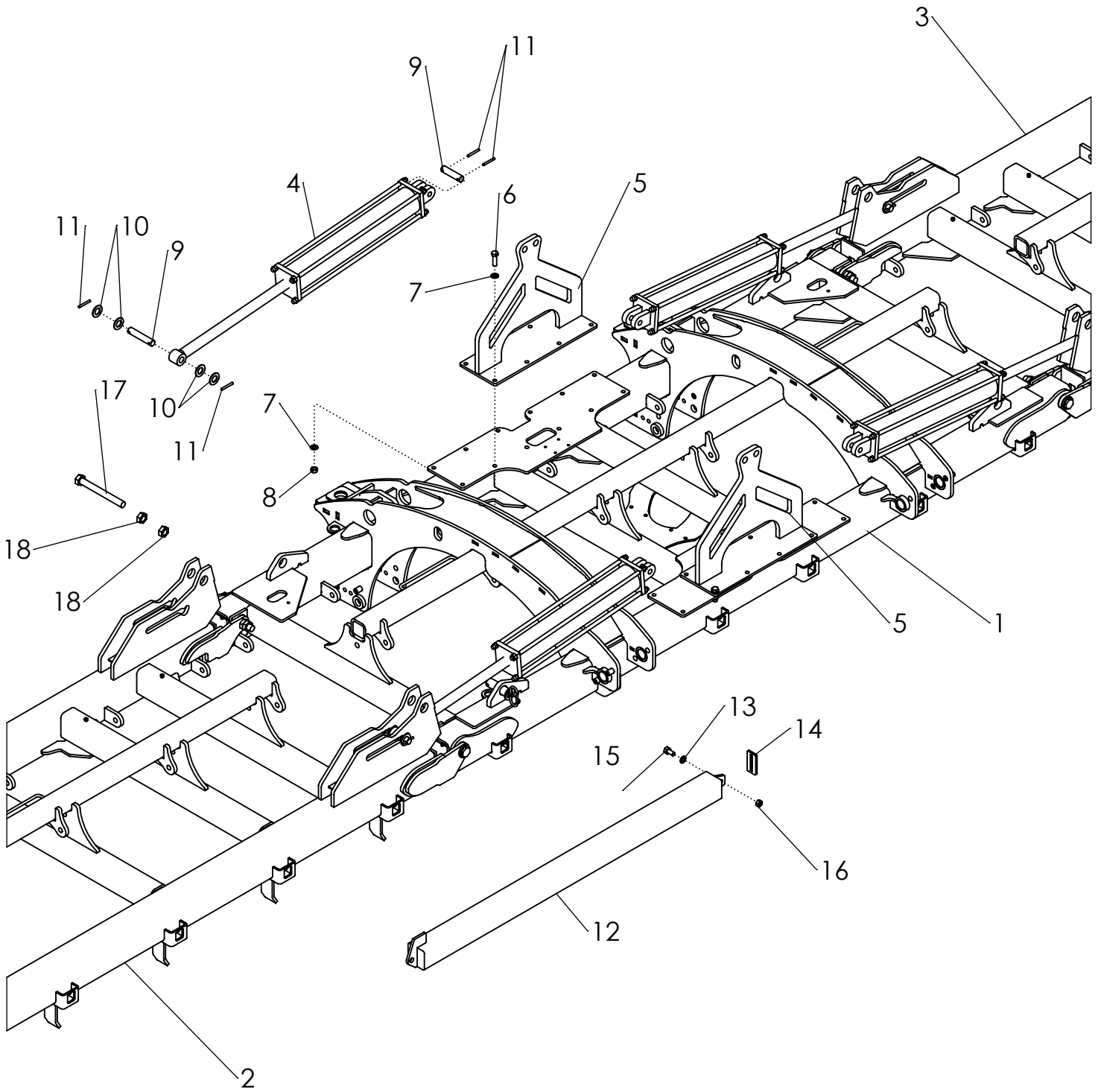
TOOLBAR ASSEMBLY - 40'

ITEM	PART NO.	DESCRIPTION	QTY
1	35600	WLDMT-TOOLBAR CENTER	8
2	35601	WLDMT-TOOLBAR SHORT LH	3
3	35602	WLDMT-TOOLBAR SHORT RH	3
4	35489	WLDMT-BENT TOOLBAR LH	1
5	35490	WLDMT-BENT TOOLBAR RH	1
6	66496	BOLT-HEX: .75 X 3.75 NC GR8 YZP	6
7	33435	PIN-TOOL BAR PULL YZP	32
8	33434	BUSHING-SPLIT 1.63 OD X1.25 IDX .75	32
9	66495	BOLT-HEX: .75 X 2.75 NC GR8 YZP	13
10	66497	WASHER-FLAT: .75 YZP GR8	38
11	1011434	NUT-TOPLOCK: .75 NC GR8 ZP	19



TOOLBAR ASSEMBLY - 50' & 60'

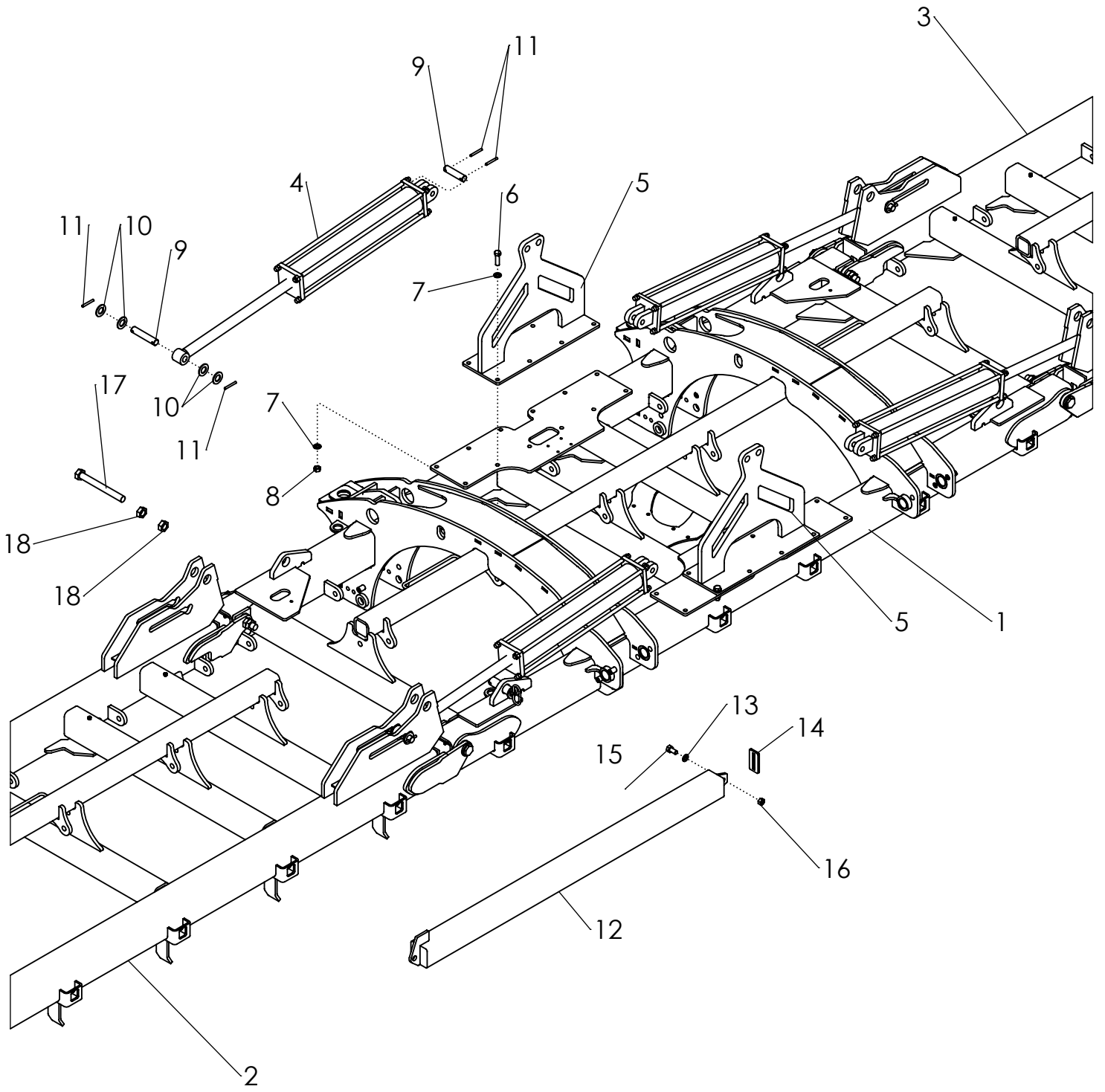
ITEM	PART NO.	DESCRIPTION	QTY	
			50'	60'
1	35600	WLDMT-TOOLBAR CENTER	8	12
2	35601	WLDMT-TOOLBAR SHORT LH	5	5
3	35602	WLDMT-TOOLBAR SHORT RH	5	5
4	35489	WLDMT-BENT TOOLBAR LH	1	1
5	35490	WLDMT-BENT TOOLBAR RH	1	1
6	66496	BOLT-HEX: .75 X 3.75 NC GR8 YZP	15	19
7	33435	PIN-TOOL BAR PULL YZP	40	48
8	33434	BUSHING-SPLIT 1.63 OD X1.25 IDX .75	40	48
9	66495	BOLT-HEX: .75 X 2.75 NC GR8 YZP	10	10
10	66497	WASHER-FLAT: .75 YZP GR8	50	58
11	1011434	NUT-TOPLOCK: .75 NC GR8 ZP	25	29



M5154-A

FRAME & WING LIFT ASSEMBLY-30'

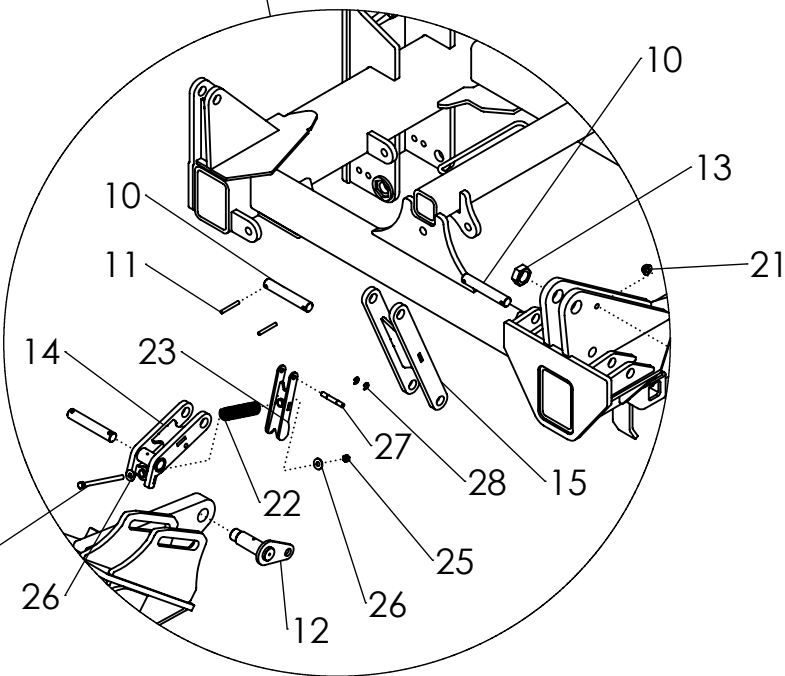
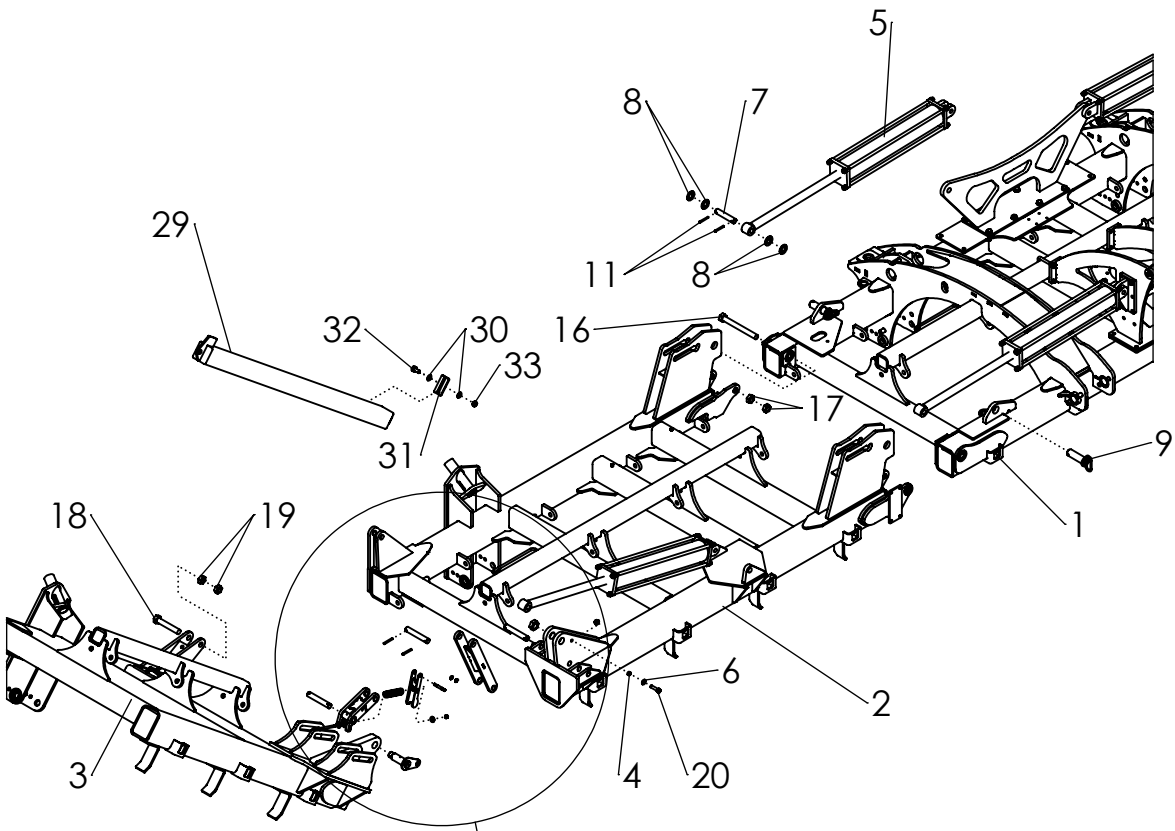
ITEM	PART NO.	DESCRIPTION	QTY
1	P320631	WLDMT-MAIN FRAME 30' (1.50" PIN) ↳MODEL YEAR 2012 & UP	1
	PA35958	WLDMT-MAIN FRAME 30' (1.25" PIN) ↳THRU MODEL YEAR 2011	
2	P320633	WLDMT-WING LH 30' (1.50" PIN) ↳MODEL YEAR 2012 & UP	1
	PA35959	WLDMT-WING LH 30' (1.25" PIN) ↳THRU MODEL YEAR 2011	
3	P320634	WLDMT-WING RH 30' (1.50" PIN) ↳MODEL YEAR 2012 & UP	1
	PA35960	WLDMT-WING RH 30' (1.25" PIN) ↳THRU MODEL YEAR 2011	
4	PA1028469	CYL-HYD: 5.00 X 30.00 (2.00 ROD)	4
	PA65860	SEAL KIT FOR 1028469	
5	PA35974	WLDMT-CMF 30 FRT CYL MNT	2
6	62096	BOLT-HEX .75 X 2.50 NC GR8 ZP	16
7	1012634	WASHER-FLAT: SAE .75 ZP	16
8	1011434	NUT-TOPLOCK: .75 NC GR8 ZP	16
9	PA35325	PIN-WING 1.250 X 6.375 ZP	4
10	66499	WASHER-FLAT: SAE 1.25 YZP GR8	16
11	1024048	PIN-ROLL 3/8-3.00 ZP	8
12	PA35467	WLDMT-BALLAST 4-TOOLBAR WING SDD	AR
13	35132	WASHER-FLAT: SAE .75 YZP GR8	4
14	PA35810	PLATE-WASHER BALLAST	2
15	58367	BOLT-HEX: .75 X 1.50 NC GR5 ZP	2
16	1011434	NUT-TOPLOCK: .75 NC GR8 ZP	2
17	P320598	BOLT-HEX: 1.50 X 12.00 SPECIAL (1.25 HD) ↳MODEL YEAR 2012 & UP	4
	PA33367	BOLT-HEX: 1.25 X 11.00 SPECIAL ↳THRU MODEL YEAR 2011	
18	PA66504	NUT-JAM: 1.50 GR8 NC YPZ ↳MODEL YEAR 2012 & UP	8
	PA34390	NUT-JAM: 1.25 GR8 NC YPZ ↳THRU MODEL YEAR 2011	
19	PA35916	PIN-WING LOCK ZP (NOT SHOWN)	4



M5155-A

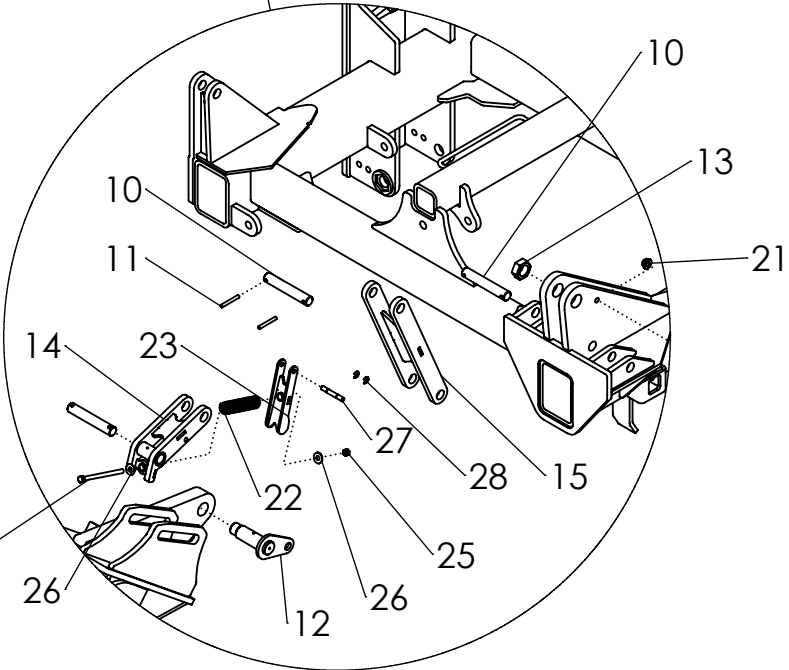
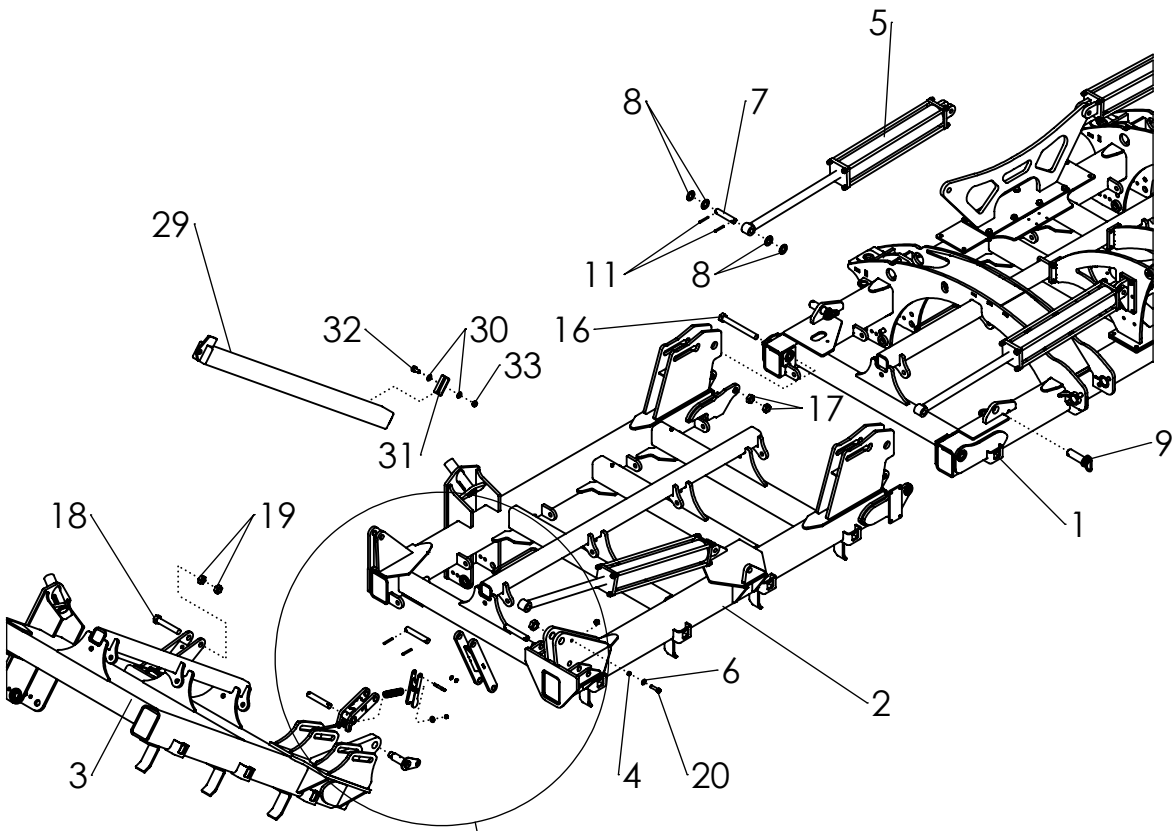
FRAME & WING LIFT ASSEMBLY-40'

ITEM	PART NO.	DESCRIPTION	QTY
1	P320632	WLDMT-MAIN FRAME 40',50'&60' (1.50" PIN) ↳MODEL YEAR 2012 & UP	1
	PA35300	WLDMT-MAIN FRAME 40',50'&60 (1.25" PIN) ↳THRU MODEL YEAR 2011	
2	P320635	WLDMT-WING LH 40' (1.50" PIN) ↳MODEL YEAR 2012 & UP	1
	PA35453	WLDMT-WING LH 40' (1.25" PIN) ↳THRU MODEL YEAR 2011	
3	P320636	WLDMT-WING RH 40' (1.50" PIN) ↳MODEL YEAR 2012 & UP	1
	PA35454	WLDMT-WING RH 40' (1.25" PIN) ↳THRU MODEL YEAR 2011	
4	PA1028469	CYL-HYD: 5.00 X 30.00 (2.00 ROD)	4
	PA65860	SEAL KIT FOR 1028469	
5	PA35428	WLDMT-CMF 40 FRT CYL MNT	1
	PA35427	WLDMT-CMF SA REAR CYL MNT (HLA ONLY) (NOT SHOWN)	1
6	62096	BOLT-HEX .75 X 2.50 NC GR8 ZP	16
7	1012634	WASHER-FLAT: SAE .75 ZP	16
8	1011434	NUT-TOPLOCK: .75 NC GR8 ZP	16
9	PA35325	PIN-WING 1.250 X 6.375 ZP	4
10	66499	WASHER-FLAT: SAE 1.25 YZP GR8	16
11	1024048	PIN-ROLL 3/8-3.00 ZP	8
12	PA35804	WLDMT-BALLAST 5-TOOLBAR WING SDD	AR
13	35132	WASHER-FLAT: SAE .75 YZP GR8	4
14	PA35810	PLATE-WASHER BALLAST	2
15	58367	BOLT-HEX: .75 X 1.50 NC GR5 ZP	2
16	1011434	NUT-TOPLOCK: .75 NC GR8 ZP	2
17	P320598	BOLT-HEX: 1.50 X 12.00 SPECIAL (1.25 HD) ↳MODEL YEAR 2012 & UP	4
	PA33367	BOLT-HEX: 1.25 X 11.00 SPECIAL ↳THRU MODEL YEAR 2011	
18	PA66504	NUT-JAM: 1.50 GR8 NC YPZ ↳MODEL YEAR 2012 & UP	8
	PA34390	NUT-JAM: 1.25 GR8 NC YPZ ↳THRU MODEL YEAR 2011	
19	PA35916	PIN-WING LOCK ZP (NOT SHOWN)	4



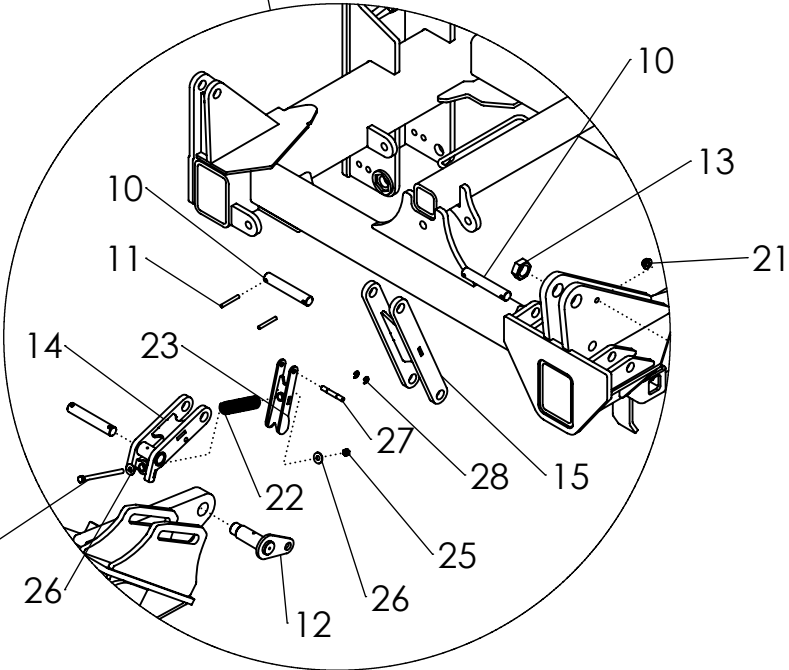
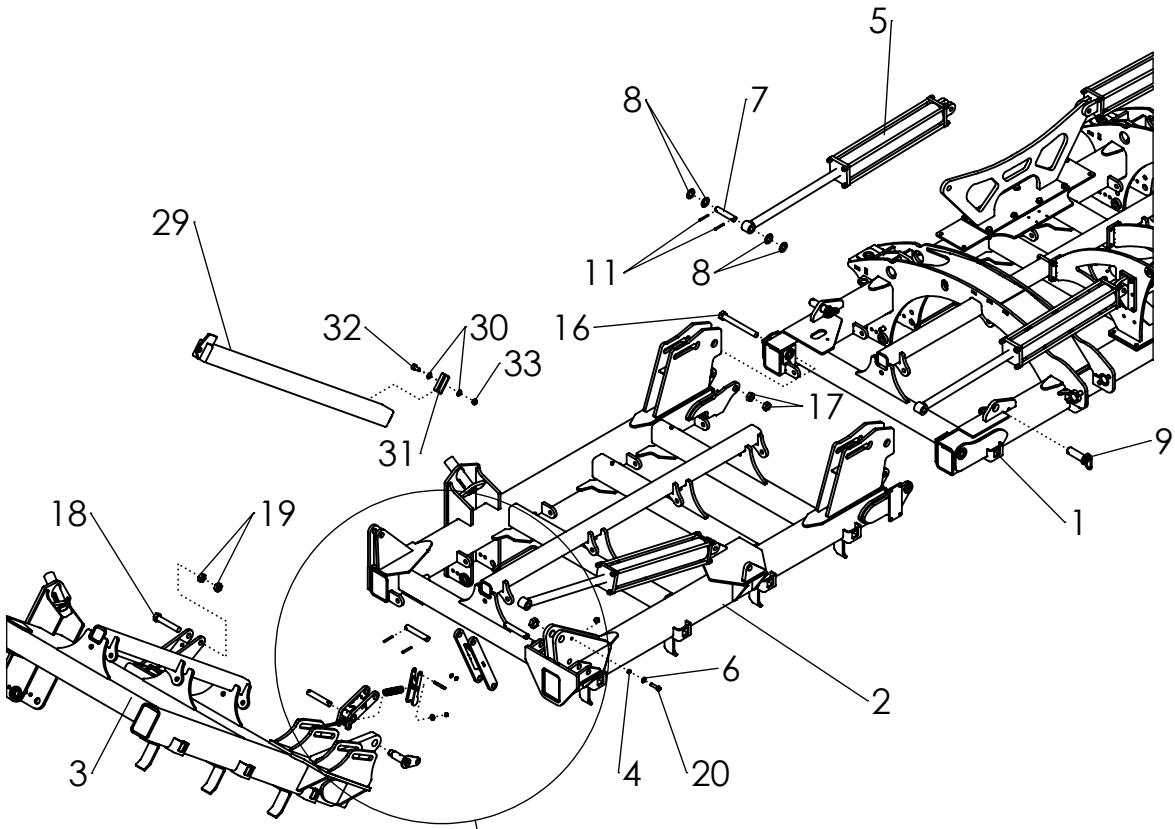
FRAME & WING LIFT ASSEMBLY-50'

ITEM	PART NO.	DESCRIPTION	QTY
1	P320632	WLDMT-MAIN FRAME 40',50'&60' (1.5") ↳MODEL YEAR 2012 & UP	1
	PA35300	WLDMT-MAIN FRAME 40',50'&60' (1.25") ↳THRU MODEL YEAR 2011	
2	P320637	WLDMT-WING LH INNER 50 (1.5") ↳MODEL YEAR 2012 & UP	1
	PA36238	WLDMT-WING LH INNER 50 (1.25") ↳THRU MODEL YEAR 2011	
	P320638	WLDMT-WING RH INNER 50 (NOT SHOWN) (1.5") ↳MODEL YEAR 2012 & UP	1
	PA36239	WLDMT-WING RH INNER 50 (NOT SHOWN) (1.25") ↳THRU MODEL YEAR 2011	
3	PA36240	WLDMT-WING LH OUTER 50	1
	PA36241	WLDMT-WING RH OUTER 50 (NOT SHOWN)	
4	PA65309	TUBE-SPACER ZP	2
5	PA1028469	CYLINDER- WING	8
	PA65860	SEAL KIT FOR 1028469	
6	66498	WASHER-SAE: .63 GR8 ZP	16
7	PA35325	PIN-WING 1.250 X 6.375 ZP	4
8	66499	WASHER-FLAT: SAE 1.25 YZP	44
9	PA35916	PIN-SDD WING LOCK ZP	4
10	PA35434	PIN-WING 1.250 X 7.500 ZP	12
11	1024048	PIN-ROLL: .38 X 3.00 ZP	24
12	PA35938	WLDMT-PIN WING OUTER	2
13	PA35914	NUT-JAM: 1.500 NF NYLOCK GR2 ZP	2
14	PA36359	WLDMT-OUTER LINK W/MOUNT	4
15	PA35905	WLDMT-LINK INNER 50/60	2
16	P320598	BOLT-HEX: 1.500 X 12.00 SPECIAL (1.25") ↳MODEL YEAR 2012 & UP	4
	PA33367	BOLT-HEX: 1.25 X 11.00 SPECIAL ↳THRU MODEL YEAR 2011	4
17	PA66504	NUT-JAM: 1.50 GR8 NC YZP	8
18	PA33370	BOLT-HEX: 1.25 X 7.25 SPECIAL	2
19	PA34390	NUT-JAM: 1.25 GR8 NC YZP	4
20	34906	BOLT-HEX: .63 X 2.50 NC GR8 ZP	2



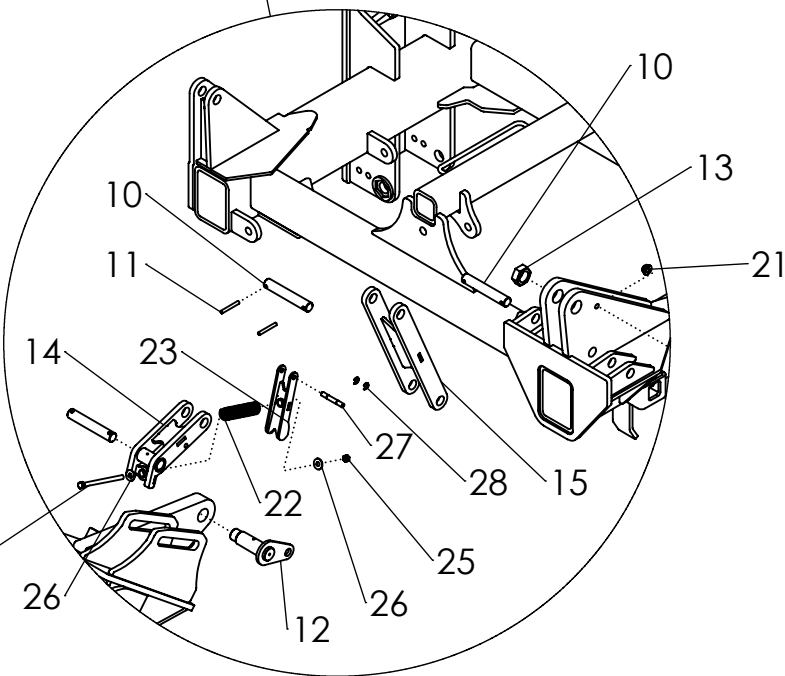
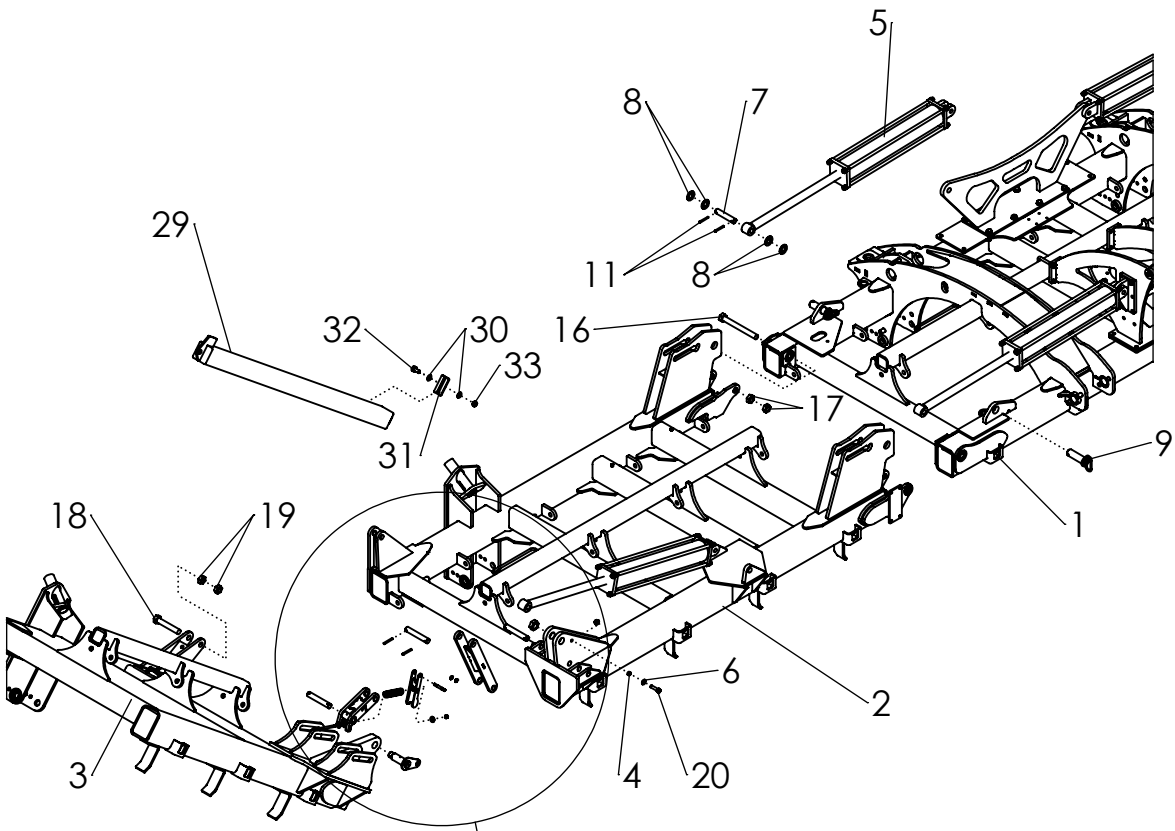
FRAME & WING LIFT ASSEMBLY-50'

ITEM	PART NO.	DESCRIPTION	QTY
21	34864	NUT-TOPLOCK FLANGE .63 NC GR8 ZP	2
22	PA51692	SPRING	4
23	PA36361	WLDMT-SPRING ARM	4
24	1032514	BOLT-HEX: .50 X 7.50 NC GR5 ZP	4
25	1027461	NUT-TOPLOCK: .50 NC GR4 ZP (NOT SHOWI	4
26	1014443	WASHER-FLAT: .50 ZP (NOT SHOWN)	8
27	P320297	PIN-KICKER PIVOT	4
28	P320298	E-CLIP .500	8
29	PA36258	WLDMT-BALLAST 3-TOOLBAR WING SDD	AR
	PA35467	WLDMT-BALLAST 4-TOOLBAR WING SDD	AR
30	35132	WASHER-FLAT: SAE .75 YZP GR8	4
31	PA35810	PLATE-WASHER BALLAST	2
32	58367	BOLT-HEX: .75 X 1.50 NC GR5 ZP	2
33	1011434	NUT-TOPLOCK: .75 NC GR8 ZP	2



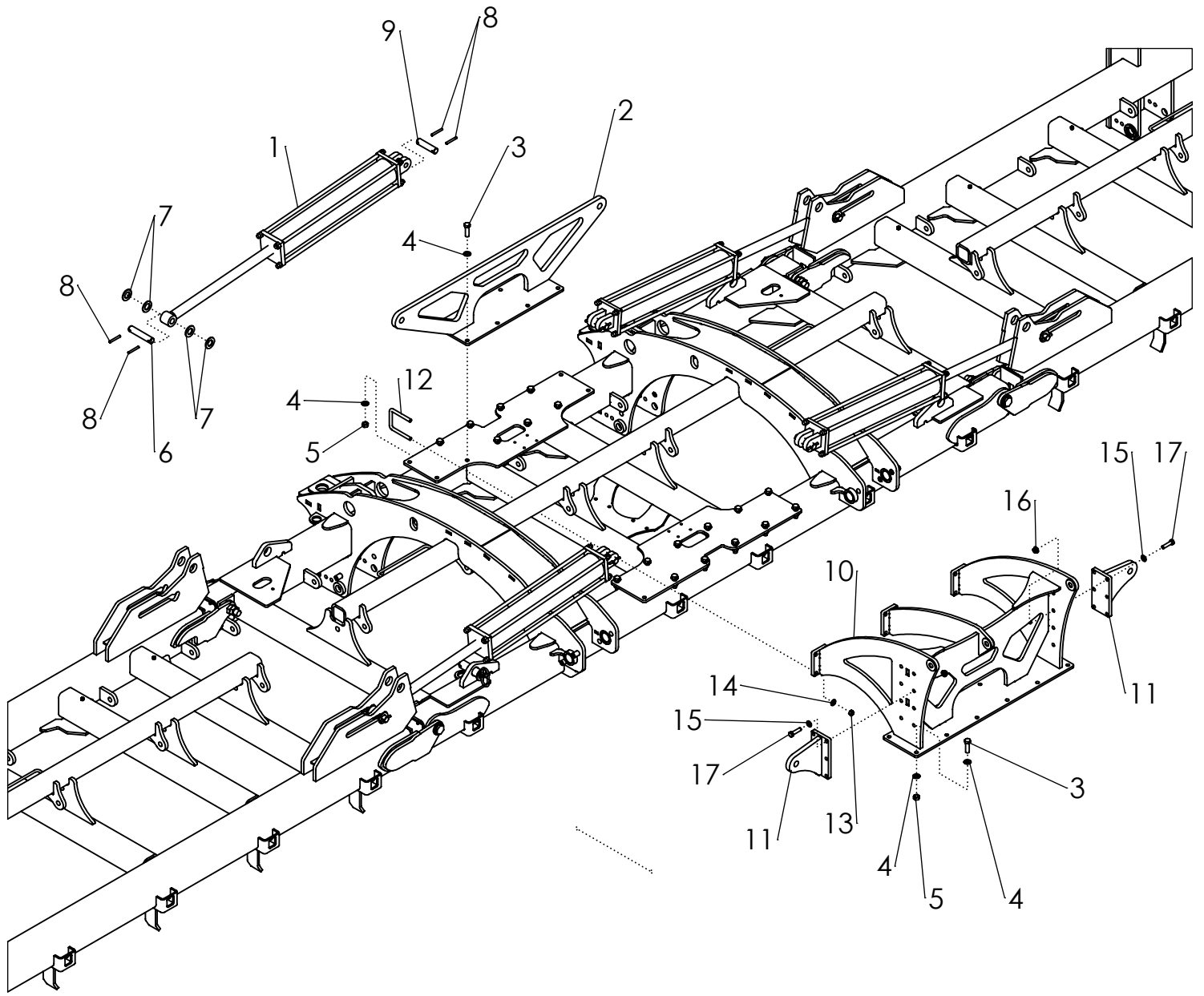
FRAME & WING LIFT ASSEMBLY-60'

ITEM	PART NO.	DESCRIPTION	QTY
1	P320632	WLDMT-MAIN FRAME 40',50'&60' (1.5") ↳MODEL YEAR 2012 & UP	1
	PA35300	WLDMT-MAIN FRAME 40',50'&60' (1.25") ↳THRU MODEL YEAR 2011	
2	P320639	WLDMT-WING LH INNER 60 (1.5") ↳MODEL YEAR 2012 & UP	1
	PA35394	WLDMT-WING LH INNER 60 (1.25") ↳THRU MODEL YEAR 2011	
	P320640	WLDMT-WING RH INNER 60 (1.5") (NOT SHOWN) ↳MODEL YEAR 2012 & UP	1
	PA35397	WLDMT-WING RH INNER 60 (1.25") (NOT SHOWN) ↳THRU MODEL YEAR 2011	
3	PA35350	WLDMT-WING LH OUTER 60	1
	PA35393	WLDMT-WING RH OUTER 60 (NOT SHOWN)	1
4	PA65309	TUBE-SPACER ZP	2
5	PA1028469	CYLINDER- WING	8
	PA65860	SEAL KIT FOR 1028469	
6	66498	WASHER-SAE: .63 GR8 ZP	16
7	PA35325	PIN-WING 1.250 X 6.375 ZP	4
8	66499	WASHER-FLAT: SAE 1.25 YZP	44
9	PA35916	PIN-SDD WING LOCK ZP	4
10	PA35434	PIN-WING 1.250 X 7.500 ZP	12
11	1024048	PIN-ROLL: .38 X 3.00 ZP	24
12	PA35938	WLDMT-PIN WING OUTER	2
13	PA35914	NUT-JAM: 1.500 NF NYLOCK GR2 ZP	2
14	PA36359	WLDMT-OUTER LINK W/MOUNT	4
15	PA35905	WLDMT-LINK INNER 50/60	2
16	P320598	BOLT-HEX: 1.500 X 12.00 SPECIAL (1.2. ↳MODEL YEAR 2012 & UP	4
	PA33367	BOLT-HEX: 1.25 X 11.00 SPECIAL ↳THRU MODEL YEAR 2011	
17	PA66504	NUT-JAM: 1.50 GR8 NC YZP	8
18	PA33370	BOLT-HEX: 1.25 X 7.25 SPECIAL	2
19	PA34390	NUT-JAM: 1.25 GR8 NC YZP	4
20	34906	BOLT-HEX: .63 X 2.50 NC GR8 ZP	2



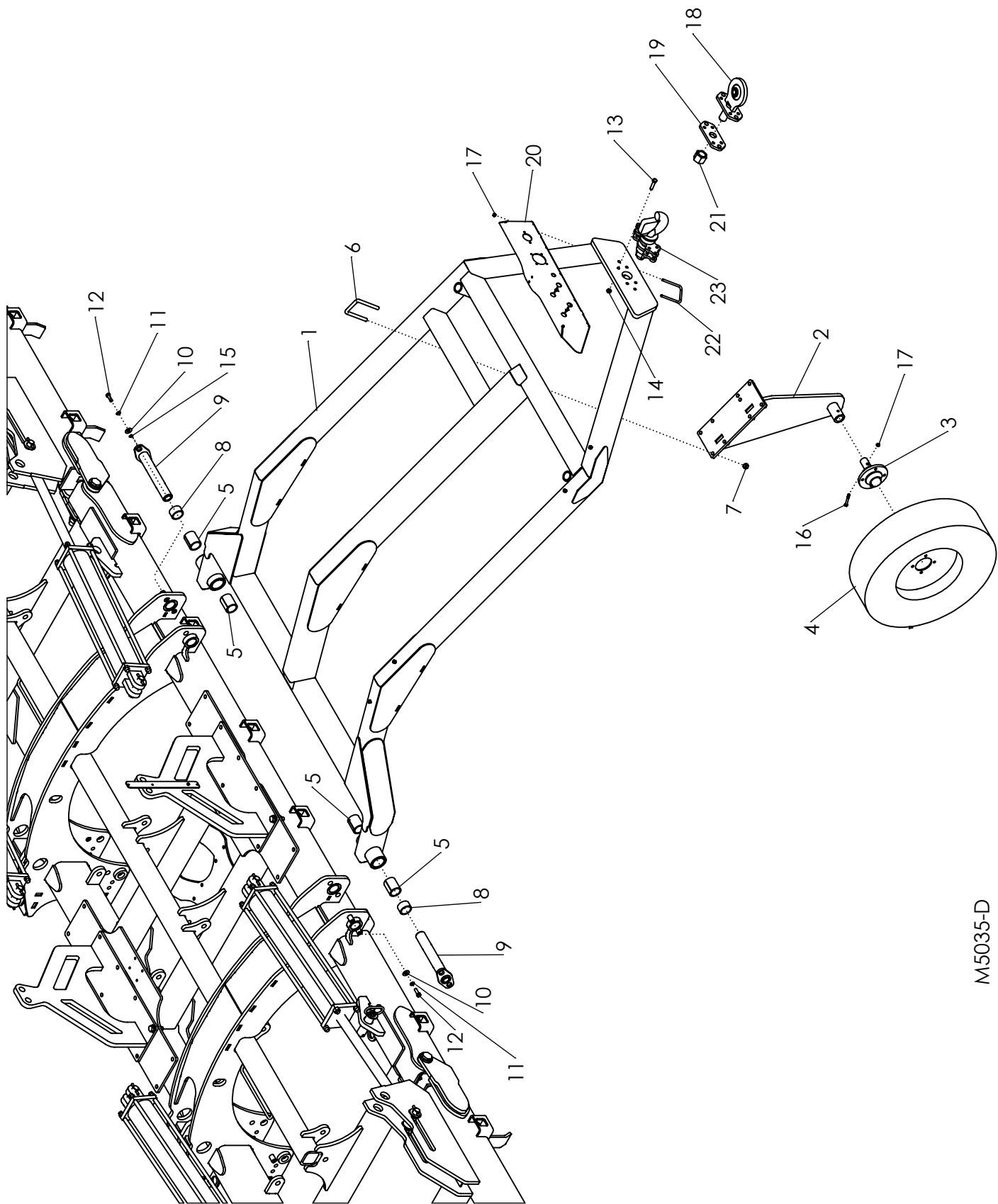
FRAME & WING LIFT ASSEMBLY-60'

ITEM	PART NO.	DESCRIPTION	QTY
21	34864	NUT-TOPLOCK FLANGE .63 NC GR8 ZP	2
22	PA51692	SPRING	4
23	PA36361	WLDMT-SPRING ARM	4
24	1032514	BOLT-HEX: .50 X 7.50 NC GR5 ZP	4
25	1027461	NUT-TOPLOCK: .50 NC GR4 ZP (NOT SHOWI	4
26	1014443	WASHER-FLAT: .50 ZP (NOT SHOWN)	8
27	P320297	PIN-KICKER PIVOT	4
28	P320298	E-CLIP .500	8
29	PA35467	WLDMT-BALLAST 4-TOOLBAR WING SDD	AR
	PA35804	WLDMT-BALLAST 5-TOOLBAR WING SDD	AR
30	35132	WASHER-FLAT: SAE .75 YZP GR8	4
31	PA35810	PLATE-WASHER BALLAST	2
32	58367	BOLT-HEX: .75 X 1.50 NC GR5 ZP	2



WING LIFT ASSEMBLY - HLA

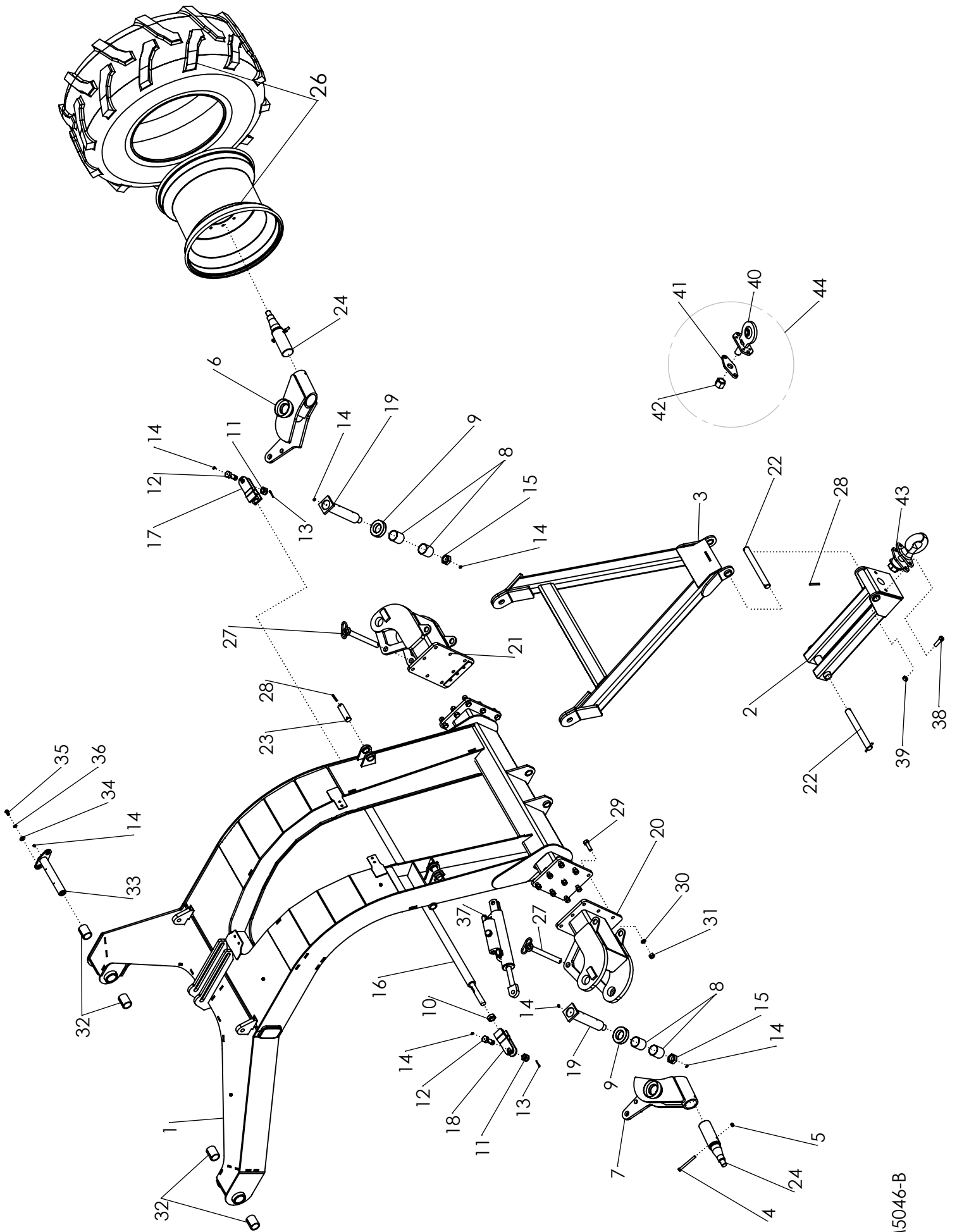
ITEM	PART NO.	DESCRIPTION	QTY
1	PA1028469	CYL-HYD: 5.00 X 30.00 (2.0" ROD)	4
	PA65860	SEAL KIT FOR 1028469	
2	PA35428	WLDMT-CMF FRT CYL MNT	2
3	62096	BOLT- .75 X 2.50 NC GR8 ZP	16
4	1012634	WASHER-FLAT: SAE .75 ZP	16
5	1011434	NUT-TOPLOCK: .75 NC GR8 ZP	16
6	PA35325	PIN-WING 1.250 X 6.375 ZP	4
7	66499	WASHER-FLAT: SAE 1.25 YZP GR8	16
8	1024048	PIN-ROLL 3/8-3.00 ZP	16
9	35419	PIN-WING 1.250 X 5.125 ZP	4
10	PA35427	WLDMT-CMF SA REAR CYL MNT	1
11	PA35431	WLDMT-40 CYL MNT LUG	2
12	66631	U-BOLT: .625 X5.50 X 4 X 5.50	6
13	1016595	NUT-TOPLOCK: .63 NC GR5 ZP	12
14	1013004	WASHER-FLAT: SAE .63 ZP	12
15	66498	WASHER-SAE: .63 GR8 ZP	12
16	34864	NUT-TOPLOCK FLANGE .63 NC GR8 ZP	12
17	34906	BOLT-HEX: .63 X 2.50 NC GR8 ZP	12



M5035-D

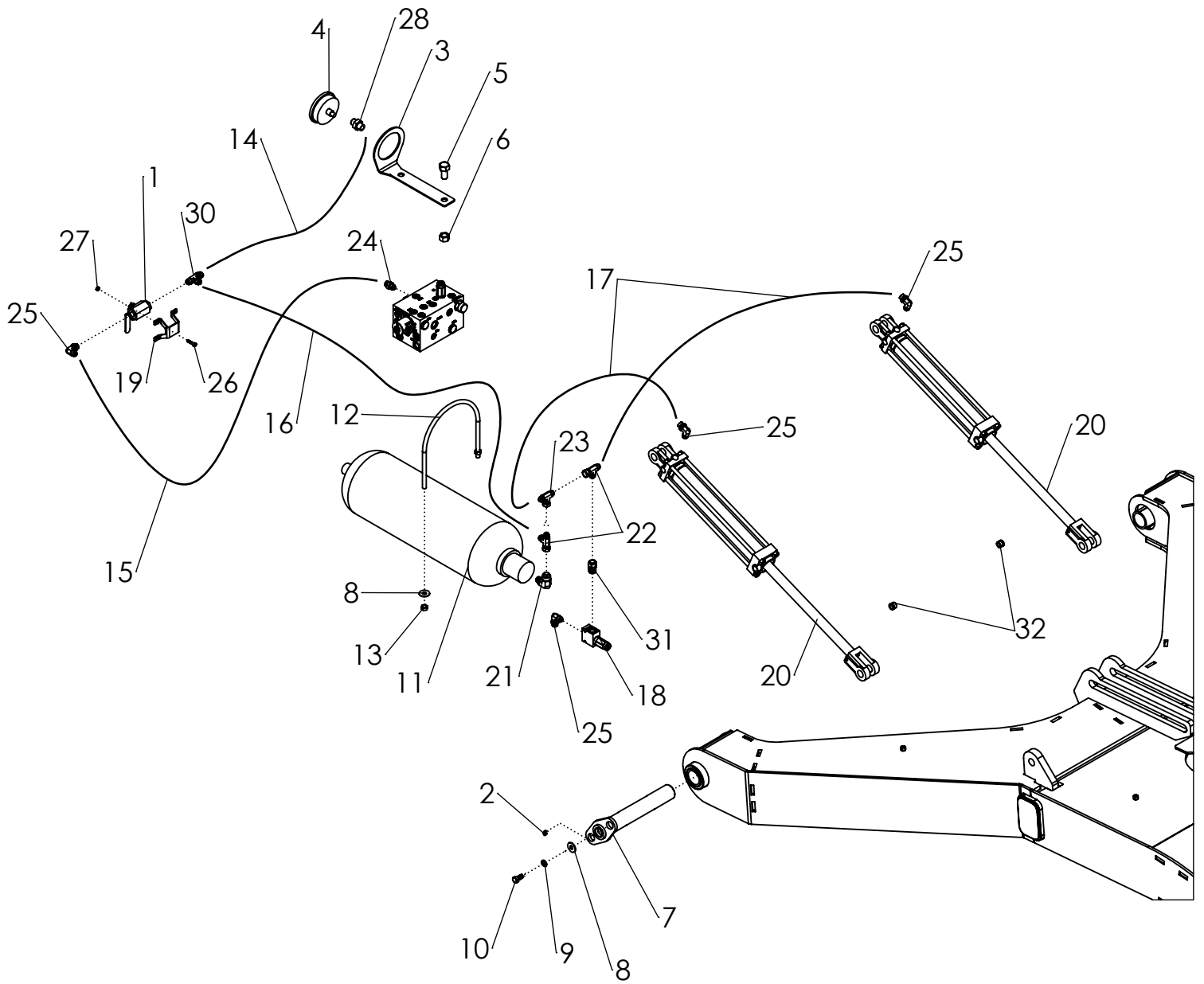
FLOATING REAR HITCH ASSEMBLY

ITEM	PART NO.	DESCRIPTION	QTY
1	PA35651	WLDMT-TDD CMF FLOATING HITCH	1
2	P320316	WLDMT-FH REAR WHEEL STRUT	1
3	52116	ASSY-HUB & SPINDLE	1
4	PA65267	ASSY-REAR HITCH TIRE & WHEEL	1
	PA65304	WHEEL-10.00-15 6-BOLT	1
	PA53920	TIRE 12.5L-15 I-3 8-PLY	1
5	35515	BUSHING-SPLIT 2.5 OD X 2.0 ID X 3.0	4
6	34264	U-BOLT: .625 X5.50 X 4 X 5.50	4
7	1016595	NUT-TOPLOCK: .63 NC GR5 ZP	8
8	PA36289	SPACER-FLOATING HITCH	2
9	PA35210	WLDMT-PIN W/FLAG 12.5 X 2 ZP	2
10	1014443	WASHER-FLAT: .50 ZP	2
11	1011581	WASHER-LOCK: .50 ZP	2
12	1011096	BOLT-HEX: .50 X 1.00 NC GR5 ZP	2
13	35782	BOLT-HEX: .50 X 2.50 NC GR8 ZP	6
14	36233	NUT-TOPLOCK: .50 NC GR8 ZP	6
15	1011748	ZERK - GREASE	4
16	1017719	BOLT-HEX: .50 X 3.25 NC GR5 ZP	1
17	1027461	NUT-TOPLOCK: .50 NC	5
18	35831	WLDMT-SDD FH UNI-BALL STRAIGHT	1
19	35807	PLATE-UNI-BALL BOLTING	1
20	PA36192	WLDMT-FH BULKHEAD	1
21	1013033	NUT-TOPLOCK: 1.50 NC GR8 ZP	1
22	34263	U-BOLT: .625 X 6.00 X 3.00 X 6.00	2
23	35802	PINTLE 30,000#	2
24	36060	KIT-SDD UNIBALL (INCLUDES ITEMS 18,19 &21)	1



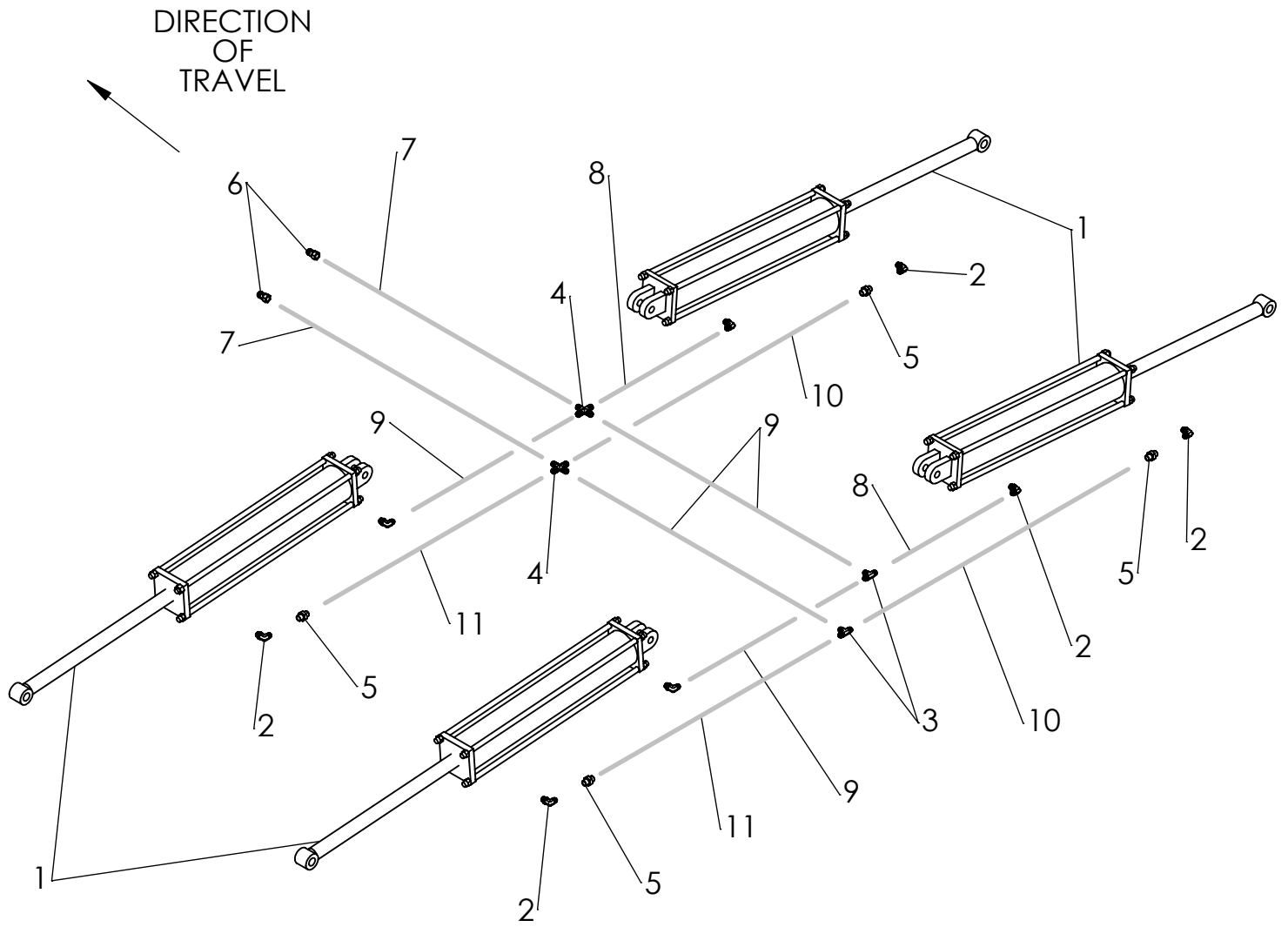
LIFT ASSIST ASSEMBLY

ITEM	PART NO.	DESCRIPTION	QTY
1	PA35437	WLDMT-CMF SWING ARM	1
2	PA35524	WLDMT-SA HITCH LOWER	1
3	PA35540	WLDMT-SA HITCH UPPER	1
4	1016660	BOLT-HEX: .50 x 5.50 NC GR5 ZP	2
5	1027461	NUT-TOPLOCK: .50 NC GR5 ZP	8
6	35569	WLDMT-TRUNNION RH	1
7	35570	WLDMT-TRUNNION LH	1
8	35594	BUSHING-MACH 2.51 X 2.75 X 3.0L	4
9	35567	BUSHING-THRUST: TIMKEN T251	2
10	65864	NUT-JAM: 1.25 NF GR2 ZP	1
11	65680	NUT-HEX: 1.00 NC GR2 ZP	2
12	65438	BOLT-HEX	2
13	1013473	PIN-COTTER: .19 X 2.00 NP	2
14	1011748	ZERK - GREASE	6
15	35914	NUT-JAM 1.500 NF NY-LOCK GR2 ZP	2
16	36050	WLDMT-TIE ROD 2.125 ZP	1
17	35544	WLDMT-TIE ROD CLEVIS LH ZP	1
18	65270	WLDMT-TIE ROD CLEVIS ZP	1
19	35533	WLDMT-KING PIN	2
20	35587	WLDMT-SA OUTER AXLE LH	1
21	35586	WLDMT-SA OUTER AXLE RH	1
22	35599	PIN-HITCH 1.50 X 14.125L ZP	2
23	35650	PIN-HTCH 1.50 X 5.25L ZP	2
24	PA35519	ASSY-HUB&SPINDLE: 10-BOLT 12000#	2
25	PA35344	ASSY-RH TIRE & WHEEL 23.5/55-26 (NOT SHOWN)	1
26	PA35343	ASSY-LH TIRE & WHEEL 23.5/55-26	1
27	PA35736	WLDMT-PIVOT STOP PIN ZP	2
28	1024048	PIN-ROLL 3/8-3.00 ZP	6
29	1016598	BOLT- .75 X 2.50 NC GR5 ZP	16
30	1012061	WASHER-LOCK: .75 ZP	16
31	1011620	NUT-HEX: .75 NC GR2 ZP	16
32	35515	BUSHING-SPLIT 2.5 OD X 2.0 ID X 3.0	4
33	PA35210	WLDMT-PIN W/FLAG 12.5 X 2 ZP	2
34	1014443	WASHER-FLAT: .50 ZP	2
35	1011581	WASHER-LOCK: .50 ZP	2
36	1011096	BOLT-HEX: .50 X 1.00 NC GR5 ZP	2
37	PA36270	CYLINDER-HYD HLA SPECIAL	1
	P320052	SEAL KIT FOR 36270	
	P320119	VENT/CAP SDD HLA CYLINDER	1
38	62096	BOLT-HEX: .75 X 2.50 NC GR8 ZP	1
39	1011434	NUT-TOPLOCK: .75 NC GR8 ZP	1
40	35831	WLDMT-SDD UNI-BALL	1
41	35763	UNI-BALL HITCH BACKER	1
42	1013033	NUT-TOPLOCK: 1.50 NC GR8 ZP	1
43	35800	PINTLE 60000 LB	1
44	36060	KIT-SDD UNIBALL (INCLUDES ITEMS 38-42)	1
45	PA36277	HARNES-CASTER LOCK (NOT SHOWN)	



LIFT ASSIST HYDRAULICS

ITEM	PART NO.	DESCRIPTION	QTY
1	35554	VALVE-BALL #8 SAE	1
2	1011748	ZERK - GREASE	2
3	PA36292	MOUNT-PRESSURE GAUGE	1
4	PA36278	GAUGE-PRESSURE 4" PNL MNT	1
5	58367	BOLT-HEX: .75 X 1.50 NC GR5 ZP	1
6	1017000	NUT-TOPLOCK: .75 NC GR5 ZP	1
7	PA35210	WLDMT-PIN W/FLAG 12.5 X 2 ZP	2
8	1014443	WASHER-FLAT: .50 ZP	6
9	1011581	WASHER-LOCK: .50 ZP	2
10	1011096	BOLT-HEX: .50 X 1.00 NC GR5 ZP	2
11	PA36227	ACCUMULATOR-HYD 5 GAL NO CHARGE	1
		MUST BE CHARGED AT DELAERSHIP	
12	PA35781	U-BOLT: RND .50 X 9.40 X 10.50 ZP	2
13	1027461	NUT-TOPLOCK: .50 NC GR5 ZP	4
14	36311	HOSE: .38 X 038 8FJX-8FJX 90	1
15	63901	HOSE: .50 X 038 8FJX-8FJX	1
16	63675	HOSE: .50 X 055 8FJX-8FJX	1
17	57011	HOSE: .50 X 048 8FJX-8FJX	2
18	247423	VALVE-RELIEF 3500 PSI	1
19	PA35686	CLAMP-BALL VALVE	1
20	PA36188	CYL-HYD: 35TD16-150 SNGL ACT (6-9 50'; 6-24 60' W/BANDERS)	2
	P320055	SEAL KIT FOR 36188	
	PA35497	CYL-HYD: 40TD16-150 SNGL ACT (6-9 60')	
	PA36038	SEAL KIT FOR 35497	
	PA35559	CYL-HYD: 30TD16-150 SNGL ACT (6-24 50' & 60')	
	PA36037	SEAL KIT FOR 35559	
21	35777	FTG-ELBOW: 16MB-8MJ-90	1
22	63015	FTG-TEE: 8MJ-8FJX-8MJ	3
23	66603	FTG-TEE: 8MJ-8MJ-8FJX	1
24	56226	FTG-ADAPTER: 8MB-8MJ	1
25	58560	FTG-ELBOW: 8MB-8MJ-90	2
26	1013940	BOLT-HEX: .25 X 1.25 NC GR5 ZP	4
27	1030946	NUT-TOPLOCK: .25 NC GR5 ZP	4
28	66927	FTG-ADAPTER: 8MJ-8FP	1
29	35673	DECAL-4" GAUGE 1900-2300 PSI (NOT SHOWN)	1
30	63016	FTG-TEE: 8MB-8MJ-8MJ	1
31	56941	FTG-ADAPTER: 8MB-8FJX	1
32	35552	FTG-PLUG: 8MB BREATHER 10 MICRON	

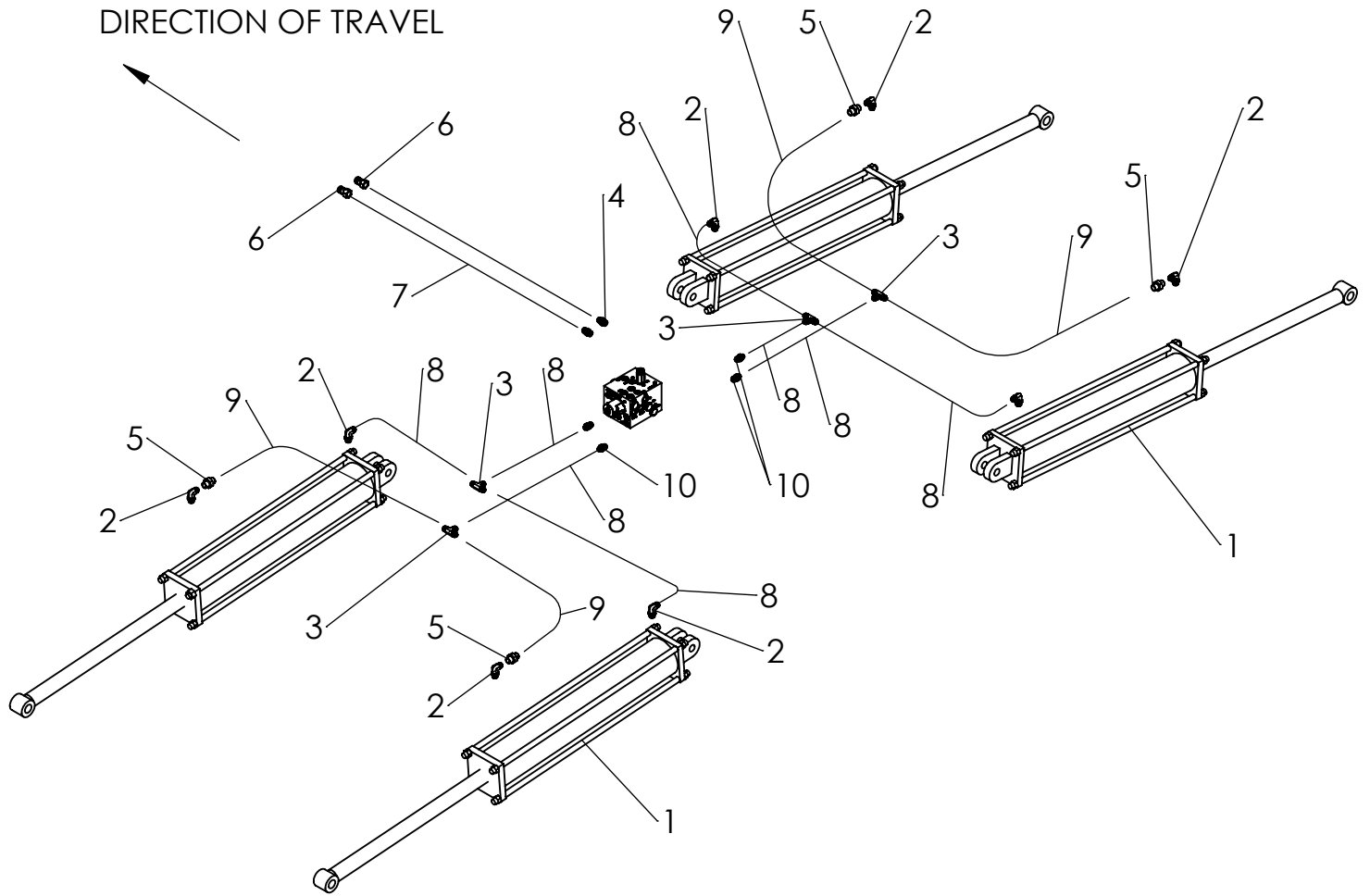
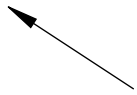


M5010-B

WING LIFT HYDRAULICS-FLOATING REAR HITCH

ITEM	PART NO.	DESCRIPTION	QTY
1	PA1028469	CYL-HYD: 5.00 X 30.00 (2.00" ROD)	4
	PA65860	SEAL KIT FOR 1028469	
2	58560	FTG-ELBOW: 8MB-8MJ-90	8
3	57667	FTG-TEE: 8MJ-8MJ-8MJ	2
4	68160	FTG-CROSS: 8MJ	2
5	1019844	FITTING-RESTRICTOR (8FJ-8MJ .090)	4
6	32690	PIONEER TIP 8010-15 (#8ORB)	2
7	66604	HOSE: .50 X 290 8FJX-8MB	2
8	66590	HOSE: .38 X 28 8FJX-8FJX	2
9	63005	HOSE: .38 X 48 8FJX-8FJX	4
10	66591	HOSE: .38 X 63 8FJX-8FJX	2
11	66592	HOSE: .38 X 83 8FJX-8FJX	2

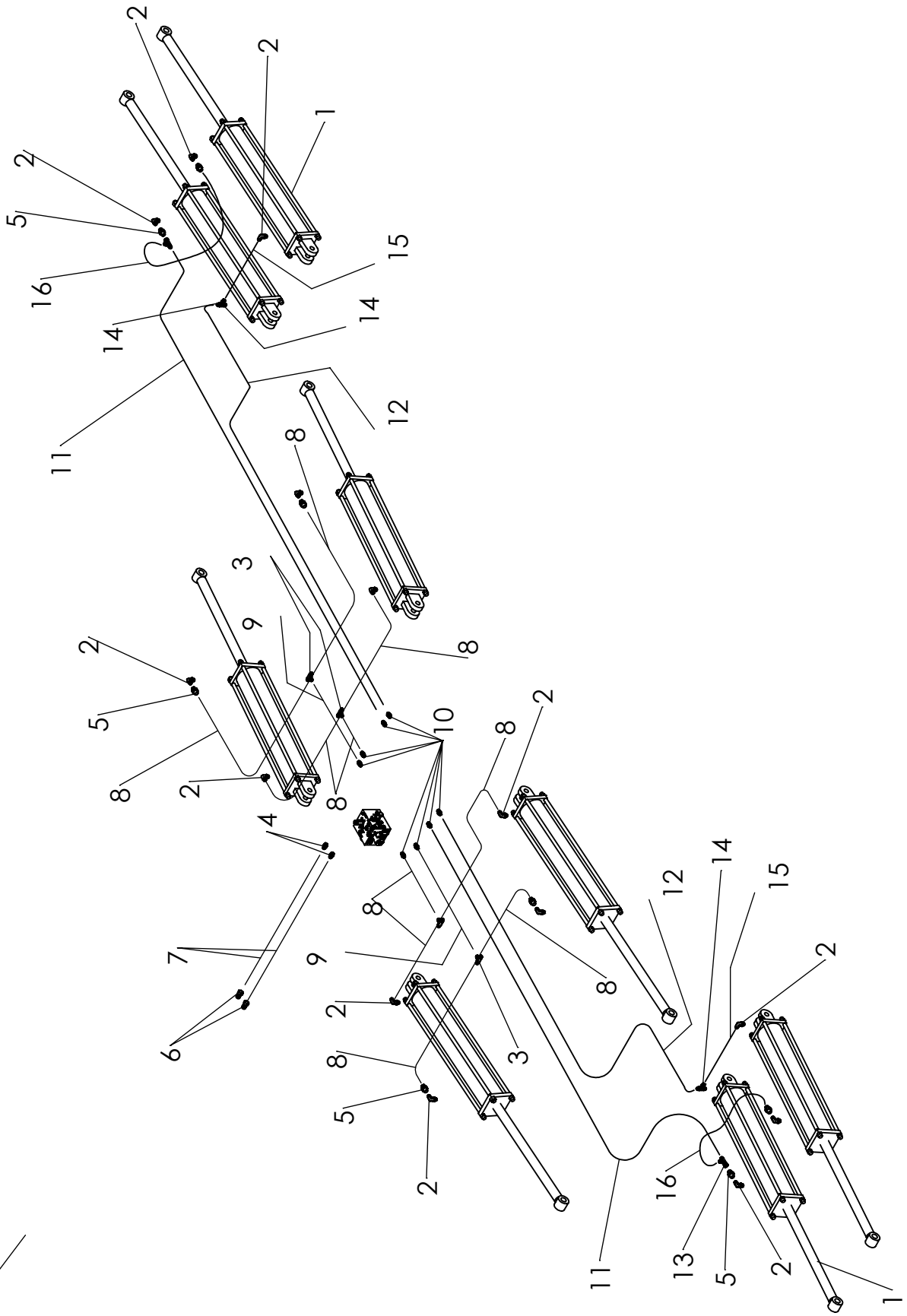
DIRECTION OF TRAVEL



WING LIFT HYDRAULICS-LIFT ASSIST 40'

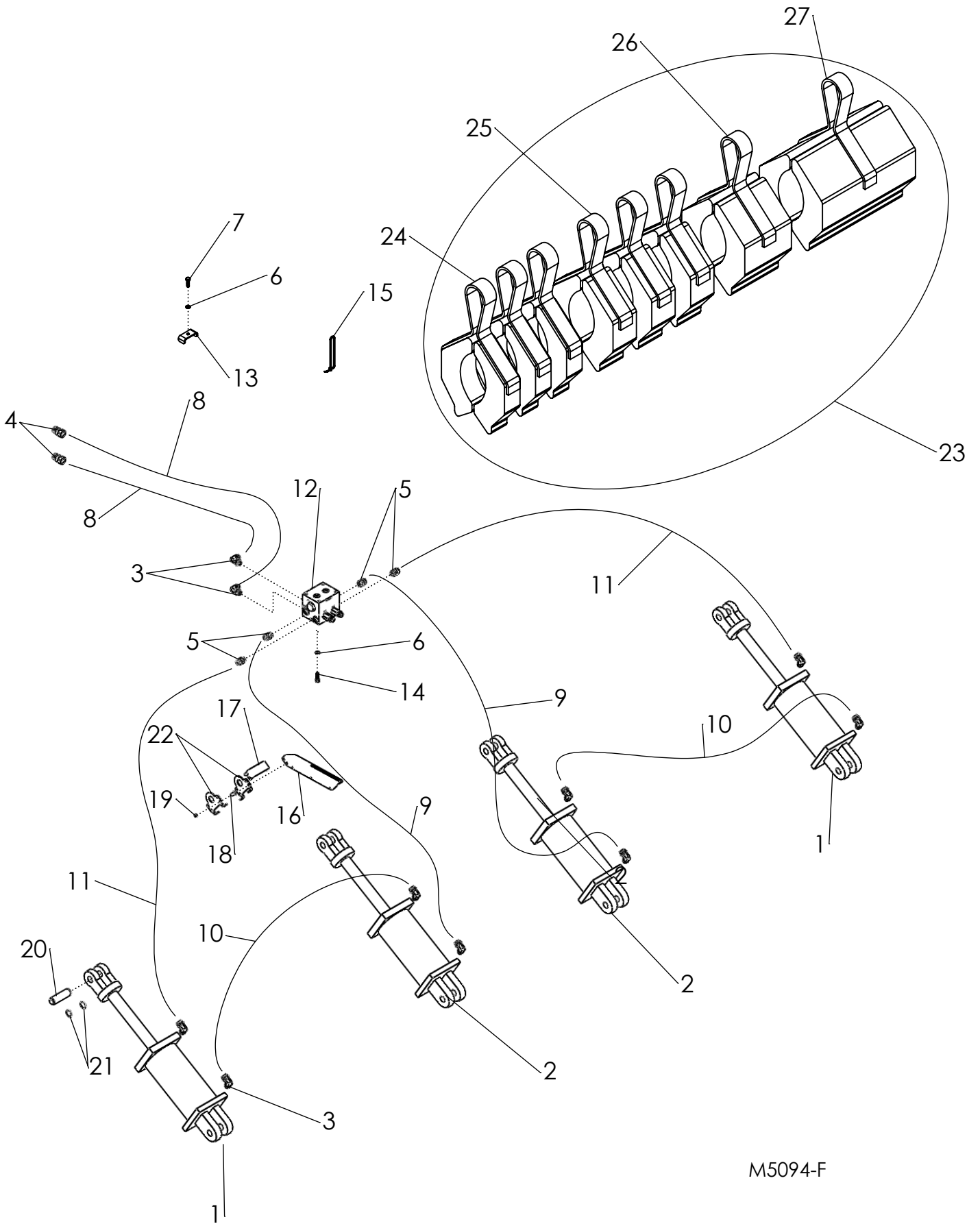
ITEM	PART NO.	DESCRIPTION	QTY
1	PA1028469	CYL-HYD: 5.00 X 30.00	4
	PA65860	SEAL KIT FOR 1028469	
2	58560	FTG-ELBOW: 8MB-8MJ-90	8
3	57667	FTG-TEE: 8MJ-8MJ-8MJ	2
4	56226	FTG-ADAPTER: 8MB-8MJ	2
5	1019844	FITTING-RESTRICTOR (8FJ-8MJ .090)	4
6	36290	PIONEER TIP 8010-15P (#8ORB)	2
7	35764	HOSE: .50 X 306 8FJX-8MB	2
8	63040	HOSE: .38 X 34 8FJX-8FJX	8
9	68247	HOSE: .38 X 60 8FJX-8FJX	4
10	62024	FTG-ADAPTER: 6MB-8MJ	4

DIRECTION OF TRAVEL



WING LIFT HYDRAULICS 50' & 60'

ITEM	PART NO.	DESCRIPTION	QTY	
			50'	60'
1	PA1028469	CYL-HYD: 5.00 X 30.00 (2.0" ROD)	8	8
	PA65860	SEAL KIT FOR 1028469		
2	58560	FTG-ELBOW: 8MB-8MJ-90	8	8
3	57667	FTG-TEE: 8MJ-8MJ-8MJ	4	4
4	56226	FTG-ADAPTER: 8MB-8MJ	2	2
5	1019844	FITTING-RESTRICTOR (8FJ-8MJ .090)	8	8
6	36290	PIONEER TIP 8010-15P (#8 ORB)	2	2
7	35764	HOSE: .50 X 306 8FJX-8MB	2	2
8	63040	HOSE: .38 X 34 8FJX-8FJX	8	8
9	68247	HOSE: .38 X 60 8FJX-8FJX	4	4
10	62024	FTG-ADAPTER: 6MB-8MJ	8	8
11	66598	HOSE: .50 X 198 8FJX-8FJX	2	0
	35684	HOSE: .50 X 258 8FJX-8FJX	0	2
12	35683	HOSE: .50 X 228 8FJX-8FJX	2	2
13	63015	FTG-TEE: 8MJ-8FJX-8MJ	2	2
14	66602	FTG-TEE: 8MJ-8MJ-8MB	2	2
15	62998	HOSE: .38 X 20 8FJX-8FJX	2	2
16	35682	HOSE: .38 X 20 8FJX-8FJX90	2	2

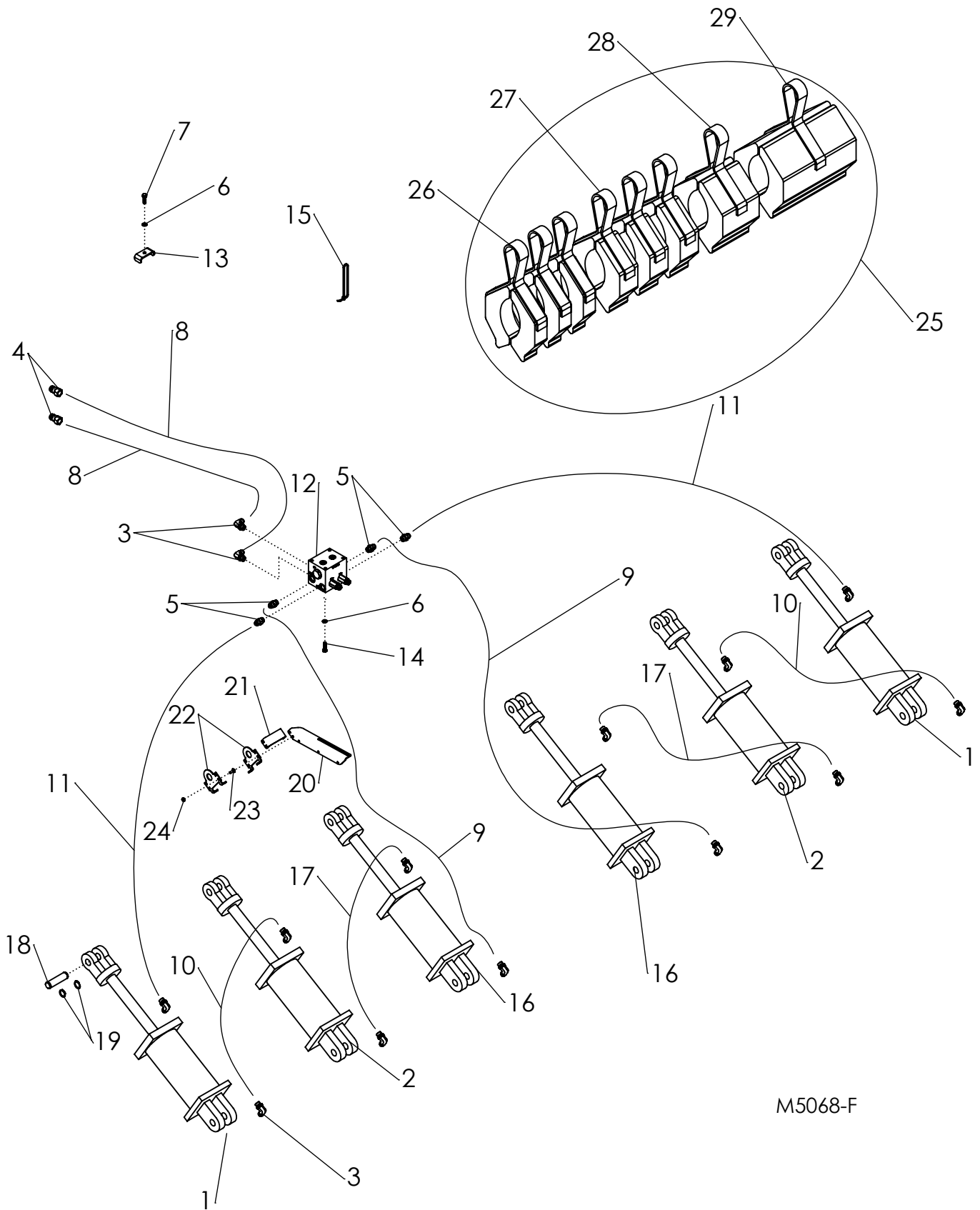


M5094-F

DEPTH CONTROL ASSEMBLY 30' & 40'

ITEM	PART NO.	DESCRIPTION	QTY	
			30'	40'
1	PA35380	CYLINDER 40TP10-137ASAE	2	2
	PA35971	SEAL KIT FOR 35380		
	PA36272	CLEVIS-ROD CAST 1.25 X 1.00 PIN		
2	PA35381	CYLINDER 42TP10-150ASAE	2	2
	PA35231	SEAL KIT FOR 35381		
	PA36273	CLEVIS-ROD CAST ADI 1.50 X 1.00 PIN - PAINTED		
3	58560	FTG-ELBOW: 8MB-8MJ-90	10	10
4	36290	PIONEER TIP 8010-15P (#8 ORB)	2	2
5	56226	FTG-ADAPTER: 8MB-8MJ	4	4
6	1011586	WASHER-LOCK: .38 ZP	20	12
7	1011600	BOLT-HEX: .38 X 1.00 NC GR5 ZP	16	8
8	35764	HOSE: .50 X 306 8FJX-8MB	2	2
9	57011	HOSE: .50 X 048 8FJX-8FJX	2	2
10	36009	HOSE: .50 X 120 8FJX-8FJX	2	0
	58377	HOSE: .50 X 172 8FJX-8FJX	0	2
11	35679	HOSE: .50 X 152 8FJX-8FJX	2	0
	35680	HOSE: .5 X 207 8FJX-8FJX	0	2
12	PA35384	VALVE-FLOW DIVIDER W/PO CHECK	1	1
13	50714	CLAMP .50 ZP	16	8
14	1011601	BOLT-HEX: .38 X 1.25 NC GR5 ZP	4	4
15	65378	TIE-NLYON CABLE 50# X 11.75"	30	20
16	P320315*	PLATE-WORK SWITCH SENSOR ARM	1	1
17	P320313*	PLATE-WORK SWITCH MOUNT TOP	1	1
18	68602*	BOLT-CRG: .25 X .75 NC GR5 ZP	4	4
19	1030946*	NUT-TOPLOCK: .25 NC GR5 ZP	4	4
20	320136	PIN-1.000 X 3.375 HRD W/GROOVE	8	8
21	36430	RING-RETAINING 1.00"	16	16
22	P320314*	PLATE-WORK SWITCH MOUNT SIDE	2	2
23	34693	KT-CYL. STOP; 1.5 3.0 3-.75 3-.50	4	4
24	66022	STOP-CYLINDER .50 IN (RED)	3	3
25	66023	STOP-CYLINDER .75 IN (GREEN)	3	3
26	54004	STOP-CYLINDER 1.5 IN (SILVER)	1	1
27	66025	STOP-CYLINDER 3.0 IN (BLUE)	1	1

* SN: THRU 463691

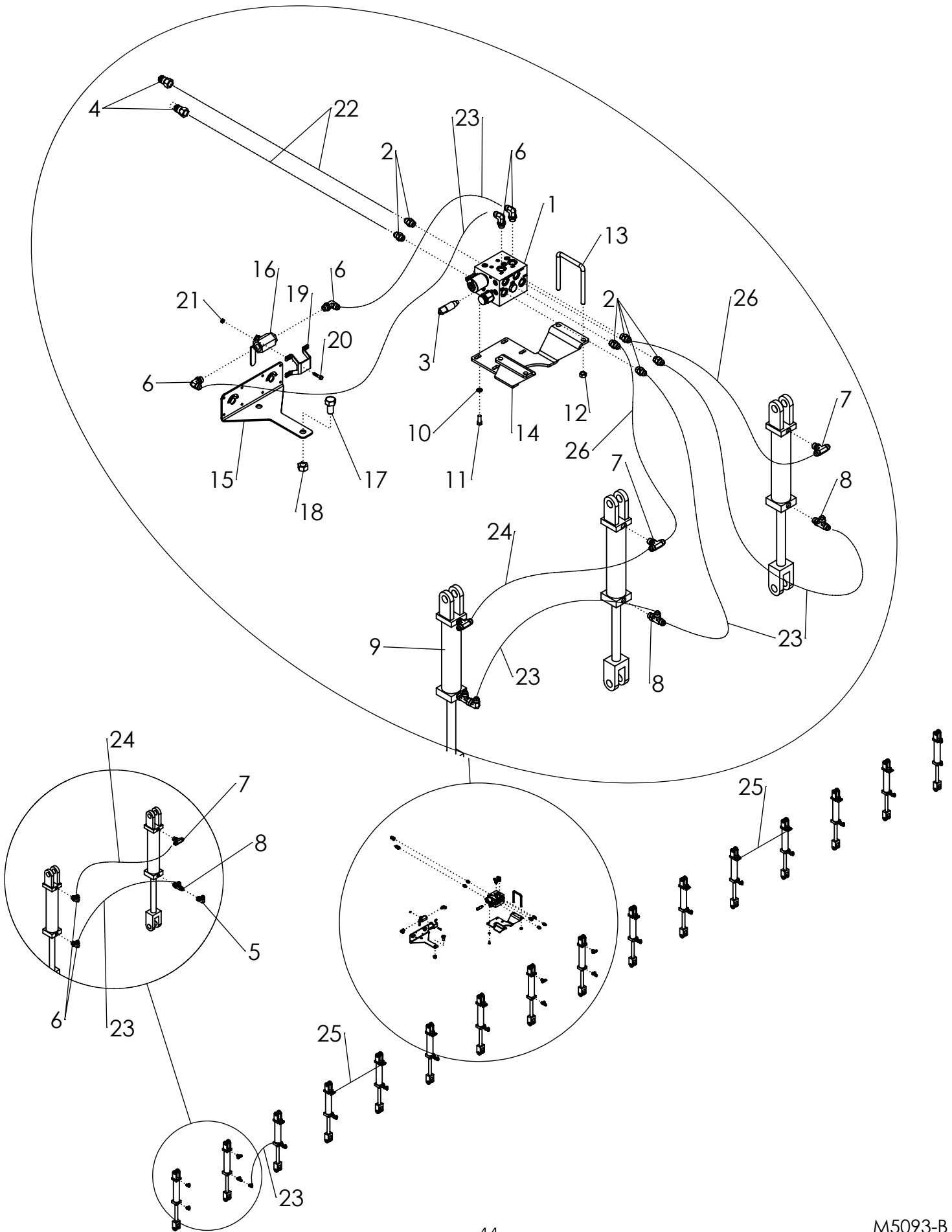


M5068-F

DEPTH CONTROL ASSEMBLY 50' & 60'

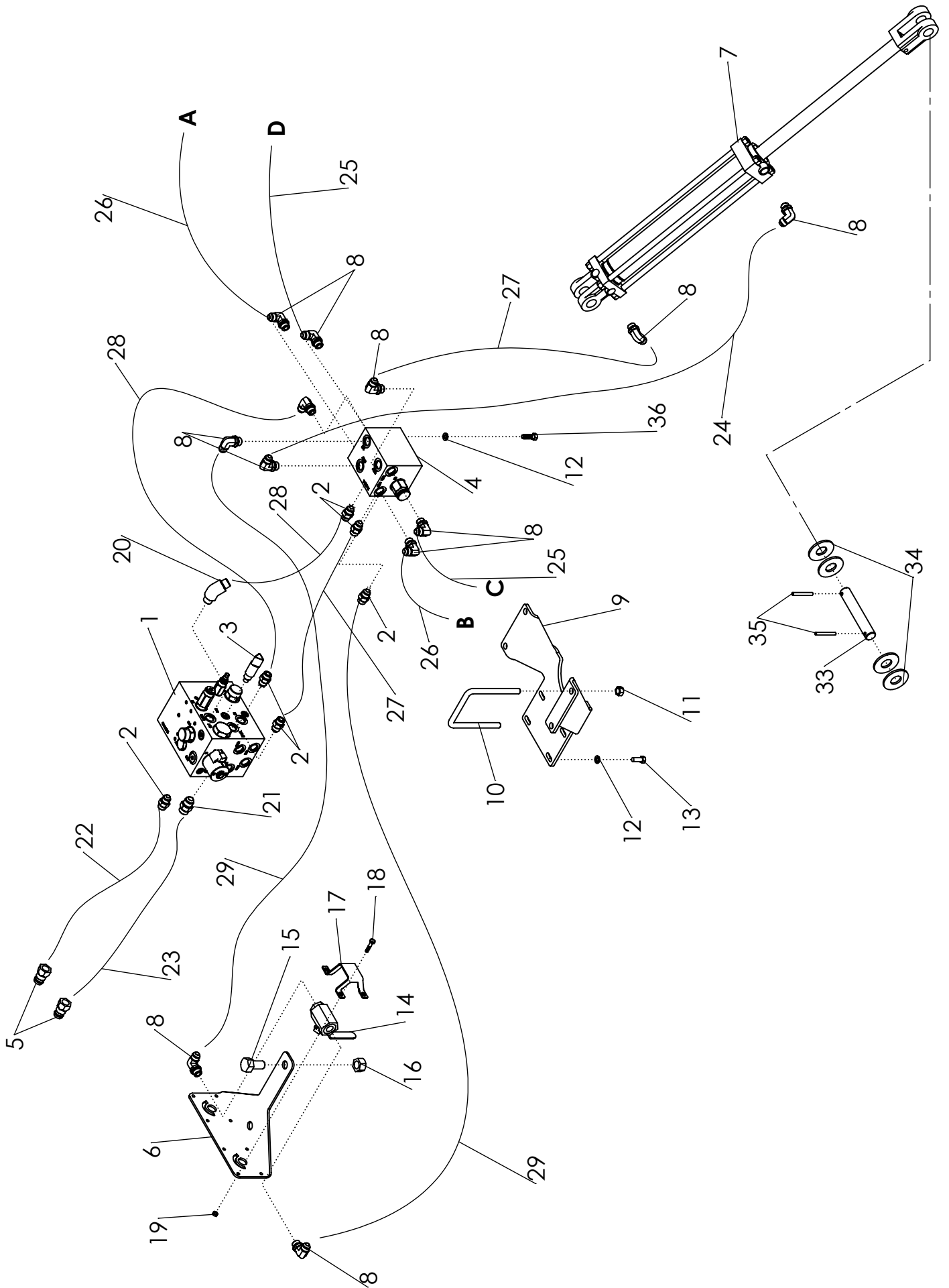
ITEM	PART NO.	DESCRIPTION	QTY	
			50'	60'
1	PA35380	CYLINDER 40TP10-137ASAE	2	2
	PA35971	SEAL KIT FOR 35380		
	PA36272	CLEVIS-ROD CAST 1.25 X 1.00 PIN		
2	PA35381	CYLINDER 42TP10-150ASAE	2	2
	P320053	SEAL KIT FOR 35381		
	PA36273	CLEVIS-ROD CAST ADI 1.50 X 1.00 PIN - PAINTED		
3	58560	FTG-ELBOW: 8MB-8MJ-90	14	14
4	36290	PIONEER TIP 8010-15P(#8 ORB)	2	2
5	56226	FTG-ADAPTER: 8MB-8MJ	4	4
6	1011586	WASHER-LOCK: .38 ZP	14	14
7	1011600	BOLT-HEX: .38 X 1.00 NC GR5 ZP	10	10
8	35764	HOSE: .50 X 306 8FJX-8MB	2	2
9	57011	HOSE: .50 X 048 8FJX-8FJX	2	2
10	35679	HOSE: .50 X 152 8FJX-8FJX	0	2
	66597	HOSE: .50 X 114 8FJX-8FJX	2	0
11	35681	HOSE: .50 X 342 8FJX-8FJX	0	2
	36415	HOSE: .50 X 282 8FJX-8FJX	2	0
12	PA35384	VALVE-FLOW DIVIDER W/PO CHECK	1	1
13	50714	CLAMP .50 ZP	10	10
14	1011601	BOLT-HEX: .38 X 1.25 NC GR5 ZP	4	4
15	65378	TIE-NLYON CABLE 50# X 11.75"	20	20
16	PA35382	CYLINDER 45TP10-150ASAE	2	2
	PA35232	SEAL KIT FOR 35382		
	PA36273	CLEVIS-ROD CAST ADI 1.50 X 1.00 PIN - PAINTED		
17	58377	HOSE: .50 X 172 8FJX-8FJX	0	2
	35679	HOSE: .50 X 152 8FJX-8FJX	2	0
18	320136	PIN-1.000 X 3.375 HRD W/GROOVE	12	12
19	36430	RING-RETAINING 1.00"	24	24
20	P320315*	PLATE-WORK SWITCH SENSOR ARM	1	1
21	P320313*	PLATE-WORK SWITCH MOUNT TOP	1	1
22	P320314*	PLATE-WORK SWITCH MOUNT SIDE	2	2
23	68602*	BOLT-CRG: .25 X .75 NC GR5 ZP	4	4
24	1030946*	NUT-TOPLOCK: .25 NC GR5 ZP	4	4
25	34693	KT-CYL. STOP ; 1.5 3.0 3-.75 3-.50	6	6
26	66022	STOP-CYLINDER .50 IN (RED)	1	1
27	66023	STOP-CYLINDER .75 IN (GREEN)	1	1
28	54004	STOP-CYLINDER 1.5 IN (SILVER)	1	1
29	66025	STOP-CYLINDER 3.0 IN (BLUE)	1	1

* SN: THRU 463691



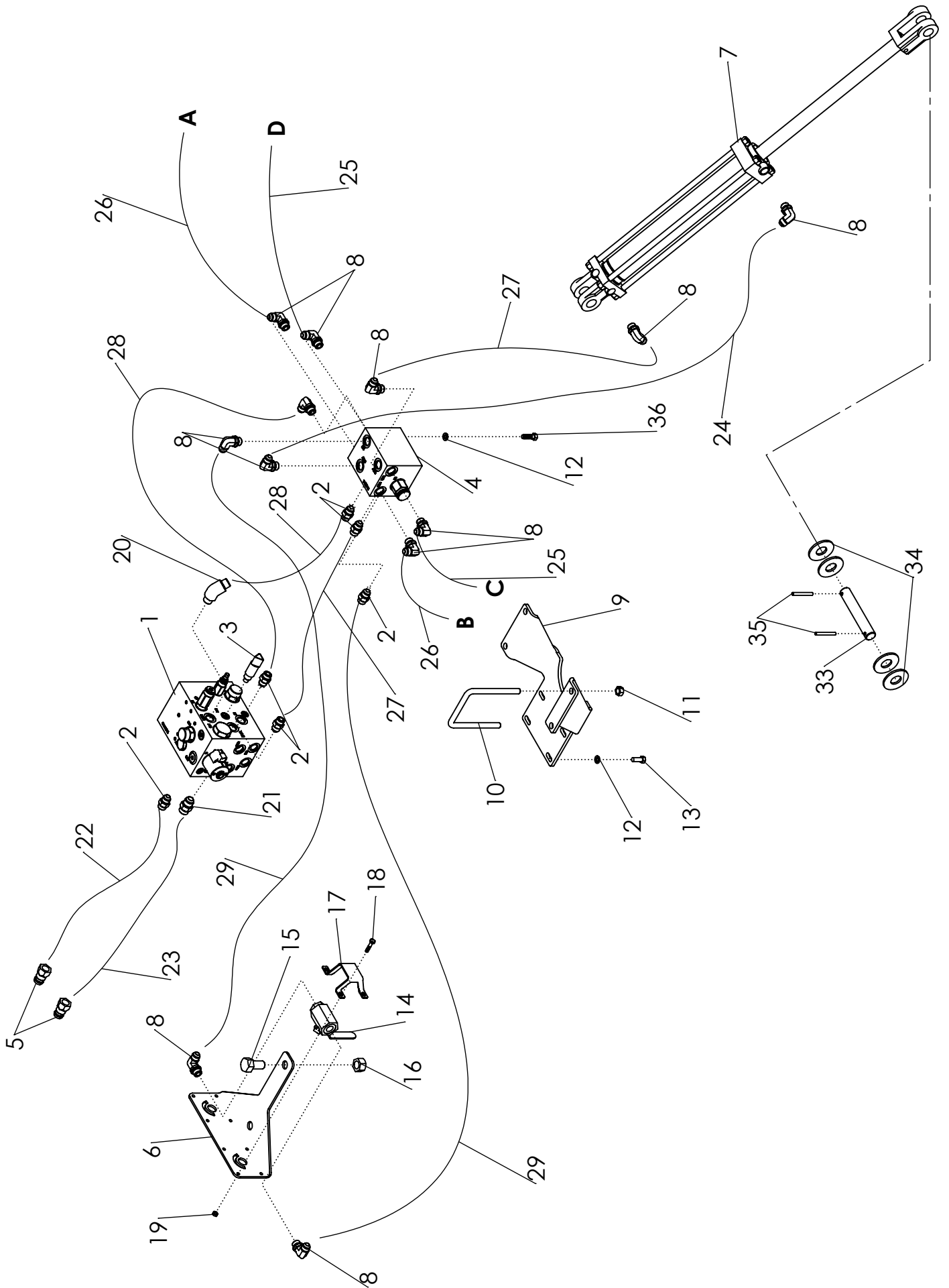
DOWN PRESSURE & TOOLBAR HYDRAULICS FRH

ITEM	PART NO.	DESCRIPTION	QTY	
			30FT	40FT
1	P320200	VALVE-DOWNPRESSURE W/REGEN	1	1
	P321692	CARTRIDGE-TOOLBAR REGEN (NOT SHOWN)	1	1
2	56226	FTG-ADAPTER: 8MB-8MJ	6	6
3	PA35598	TRANSDUCER-PRESSURE 0-3000 4MB	1	1
4	36290	PIONEER TIP 8010-15P (#8 ORB)	2	2
5	57668	FTG-ELBOW: 8MJ-8FJX-90	8	12
6	58560	FTG-ELBOW: 8MB-8MJ-90	6	6
7	66602	FTG-TEE: 8MJ-8MJ-8MB	10	14
8	63016	FTG-TEE: 8MB-8MJ-8MJ	10	14
9	P321936	CYLINDER 2 X 8	12	16
	PA59241	SEAL KIT (LION)	AR	AR
	P321943	SEAL KIT (PRINCE)	AR	AR
	36075	CYLINDER PIN W/CLIPS	AR	AR
10	1011586	WASHER-LOCK: .38 ZP	4	4
11	1011600	BOLT-HEX: .38 X 1.00 NC GR5 ZP	4	4
12	1027461	NUT-TOPLOCK: .50 NC GR5 ZP	4	4
13	33856	U-BOLT: .50 X 5.50 X 4 X 5.50	2	2
14	PA35671	MOUNT-SWINGARM VALVE	1	1
15	PA35685	MOUNT-BALL VALVE	1	1
16	35554	VALVE-BALL 1/2" SAE	1	1
17	58367	BOLT-HEX: .75 X 1.50 NC GR5 ZP	1	1
18	1017000	NUT-TOPLOCK: .75 NC GR5 ZP	1	1
19	PA35686	CLAMP-BALL VALVE	1	1
20	1013940	BOLT-HEX: .25 X 1.25 NC GR5	4	4
21	1030946	NUT-TOPLOCK: .25 NC GR5 ZP	4	4
22	35764	HOSE: .50 X 306 8FJX-8MB	2	2
23	66606	HOSE: .50 X 046 8FJX-8FJX	14	18
24	66607	HOSE: .50 X 029 8FJX-8FJX	8	12
25	36012	HOSE: .50 X 032 8FJX-8FJX45	0	2
	37703	HOSE: .50 X 035 8FJX-8FJX90	2	0
26	36314	HOSE: .50 X 023 8FJX-8FJX	2	2
27	PA36176	CONTRL BOX-DOWNPRESSURE W/DISP (NOT SHOWN)	1	1
28	PA36177	HARNESS-DOWNPRESSURE (8-WIRE) (NOT SHOWN)	1	1
29	PA36283	PLUG-2 PIN DEUTSCH MALE (NOT SHOWN)	1	1
30	36443	CAP-PLUG 8-PIN DEUTSCH (NOT SHOWN)	1	1



DOWN PRESSURE HYDRAULICS HLA

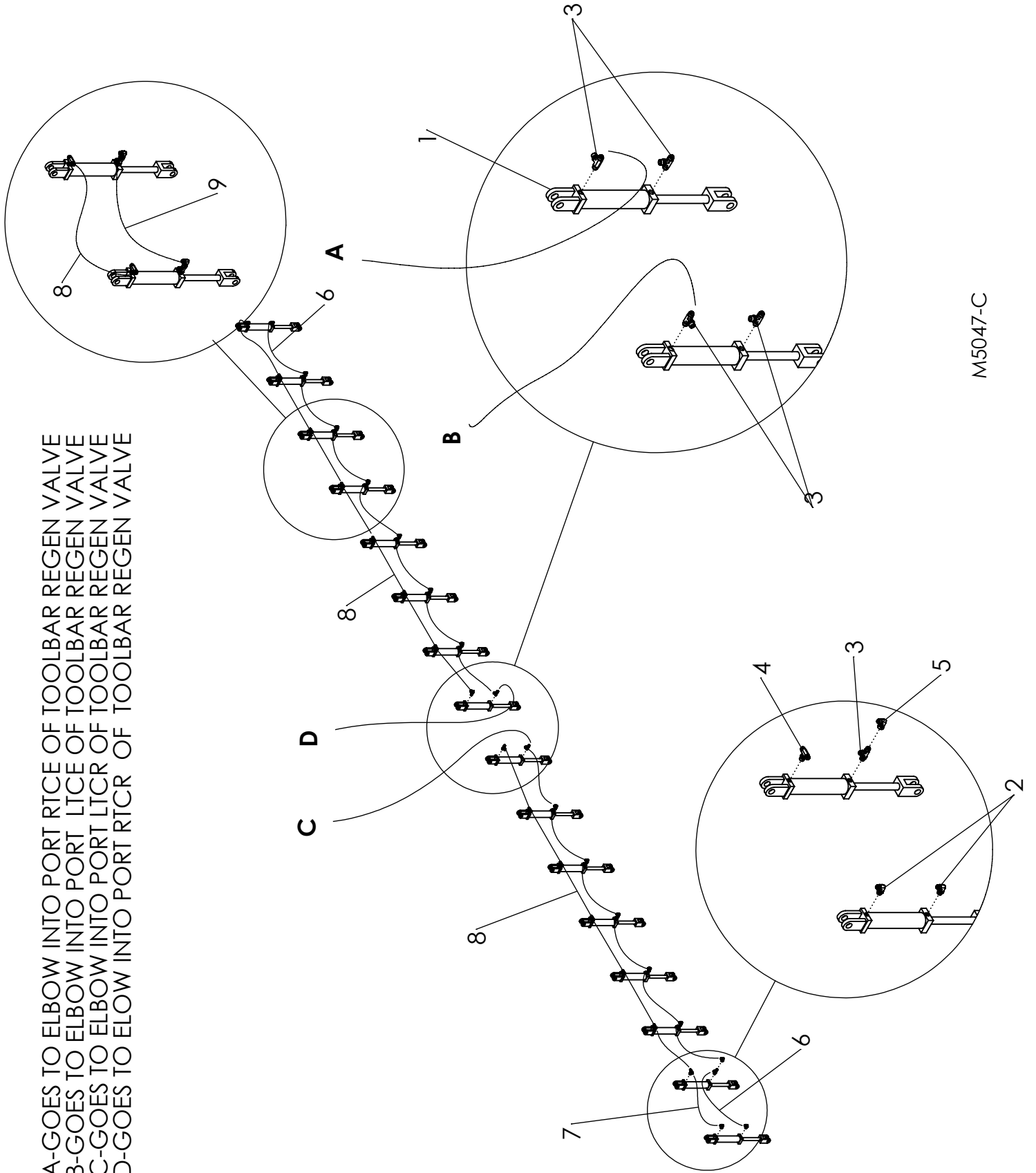
ITEM	PART NO.	DESCRIPTION	QTY
1	PA36276	VALVE-DOWNPRESSURE W/HLA CONTROL	1
	PA36441	CARTRIDGE-SDD DOWNPRESSURE 3000 PSI	
	PA36449	COIL-SDD DOWNPRESSURE	
2	56226	FTG-ADAPTER: 8MB-8MJ	6
3	PA35598	TRANSDUCER-PRESSURE 0-3000 4MB	1
4	PA36275	VALVE-TOOLBAR REGEN	1
	P321692	CARTRIDGE-TOOLBAR REGEN (NOT SHOWN)	1
5	36290	PIONEER TIP 8010-15 (#8ORB)	2
6	PA35685	MOUNT-BALL VALVE	1
7	PA36274	CYLINDER-HYD 3 X 16	1
	P320053	SEAL KIT FOR 36274	AR
8	58560	FTG-ELBOW: 8MB-8MJ-90	12
9	PA35671	MOUNT-SWINGARM VALVE	1
10	33856	U-BOLT: .50 X 5.50 X 4 X 5.50	2
11	1027461	NUT-TOPLOCK: .50 NC GR5 ZP	4
12	1011586	WASHER-LOCK: .38 ZP	8
13	1011600	BOLT-HEX: .38 X 1.00 NC GR5 ZP	4
14	35554	VALVE-BALL 1/2" SAE	1
15	58367	BOLT-HEX: .75 X 1.50 NC GR5 ZP	1
16	1017000	NUT-TOPLOCK: .75 NC GR5 ZP	1
17	PA35686	CLAMP-BALL VALVE	1
18	1013940	BOLT-HEX: .25 X 1.25 NC GR5	4
19	1030946	NUT-TOPLOCK: .25 NC GR5 ZP	4
20	58515	FTG-ELBOW: 8MB-8MJ-45	1
21	62019	FTG-ADAPTER: 10MB-10MJ	1
22	35764	HOSE: .50 X 306 8FJX-8MB	1
23	36310	HOSE: .63 X 306 10FJX-8MB	1
24	66606	HOSE: .50 X 46 8FJX-8FJX	1
25	57000	HOSE: .50 X 34 8FJX-8FJX	2
26	66605	HOSE: .50 X 32 8FJX-8FJX	2
27	36314	HOSE: .50 X 23 8FJX-8JFX	2
28	36373	HOSE: .50 X 26 8FJX-8FJX	2
29	36315	HOSE: .50 X 66 8FJX-8FJX	2
30	PA36176	CONTROL BOX-DOWNPRESSURE W/DISP	1
31	PA36177	HARNESS-DOWN PRESSURE (8-WIRE)	1



DOWN PRESSURE HYDRAULICS HLA

ITEM	PART NO.	DESCRIPTION	QTY
32	PA36443	CAP-PLUG: 8-PIN DEUTSCH (NOT SHOWN)	1
33	PA36267	PIN-1.00 X 6.00 (SA PULL CYL) ZP	1
34	1020685	WASHER-FLAT: 1.00	4
35	36271	PIN-ROLL: .25 X 2.25 ZP	2
36	1011601	BOLT-HEX: .38 X 1.25 NC GR5 ZP	4
37	PA36283	PLUG-2 PIN DEUTSCH MALE (NOT SHOWN)	1
38	340059	HARNESS-CAB PWR ADAPTOR ASAE TO EURO (NOT SHOWN)	AR

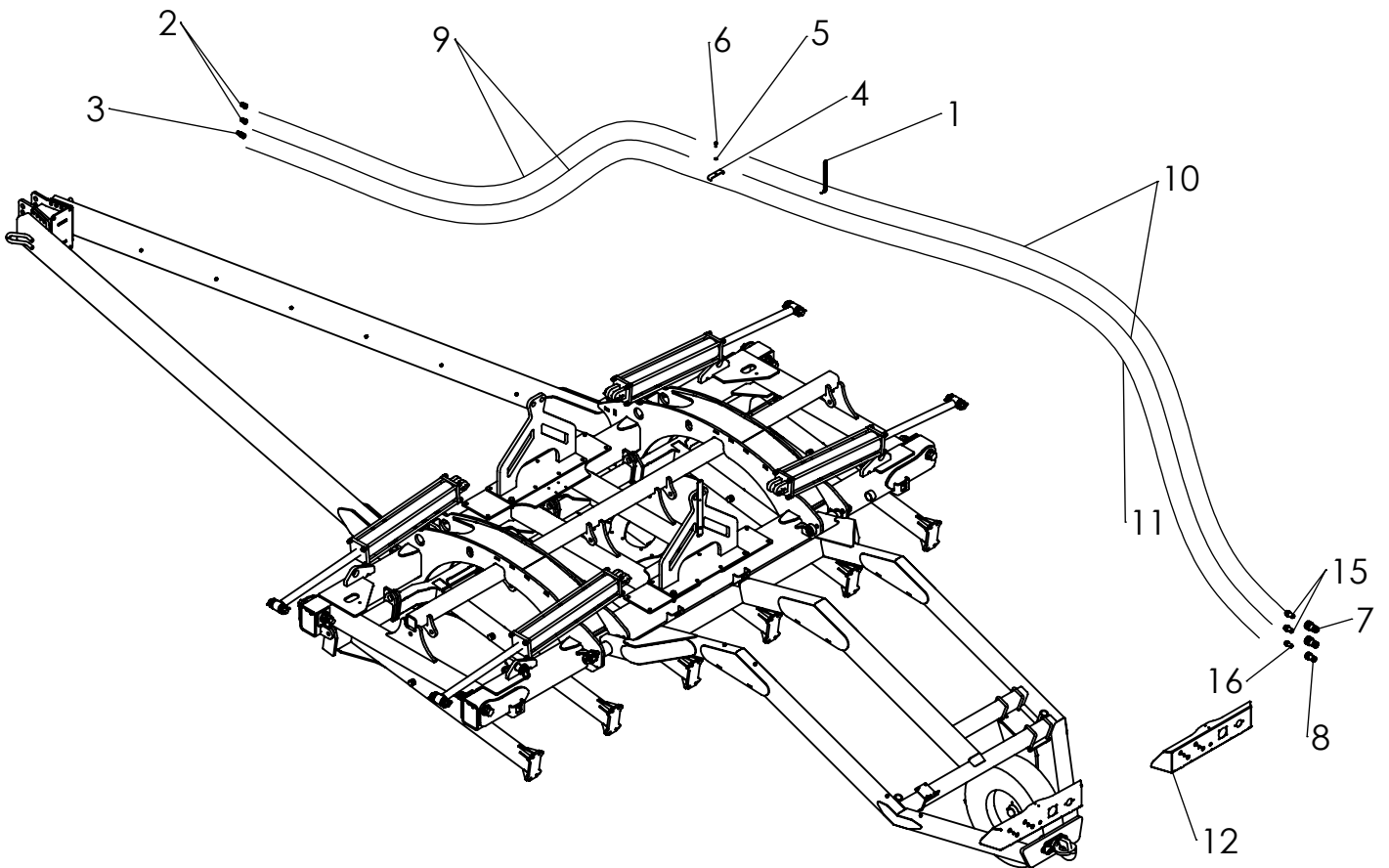
A-GOES TO ELBOW INTO PORT RTICE OF TOOLBAR REGEN VALVE
 B-GOES TO ELBOW INTO PORT LTICE OF TOOLBAR REGEN VALVE
 C-GOES TO ELBOW INTO PORT LTRC OF TOOLBAR REGEN VALVE
 D-GOES TO ELW INTO PORT RTCR OF TOOLBAR REGEN VALVE



M5047-C

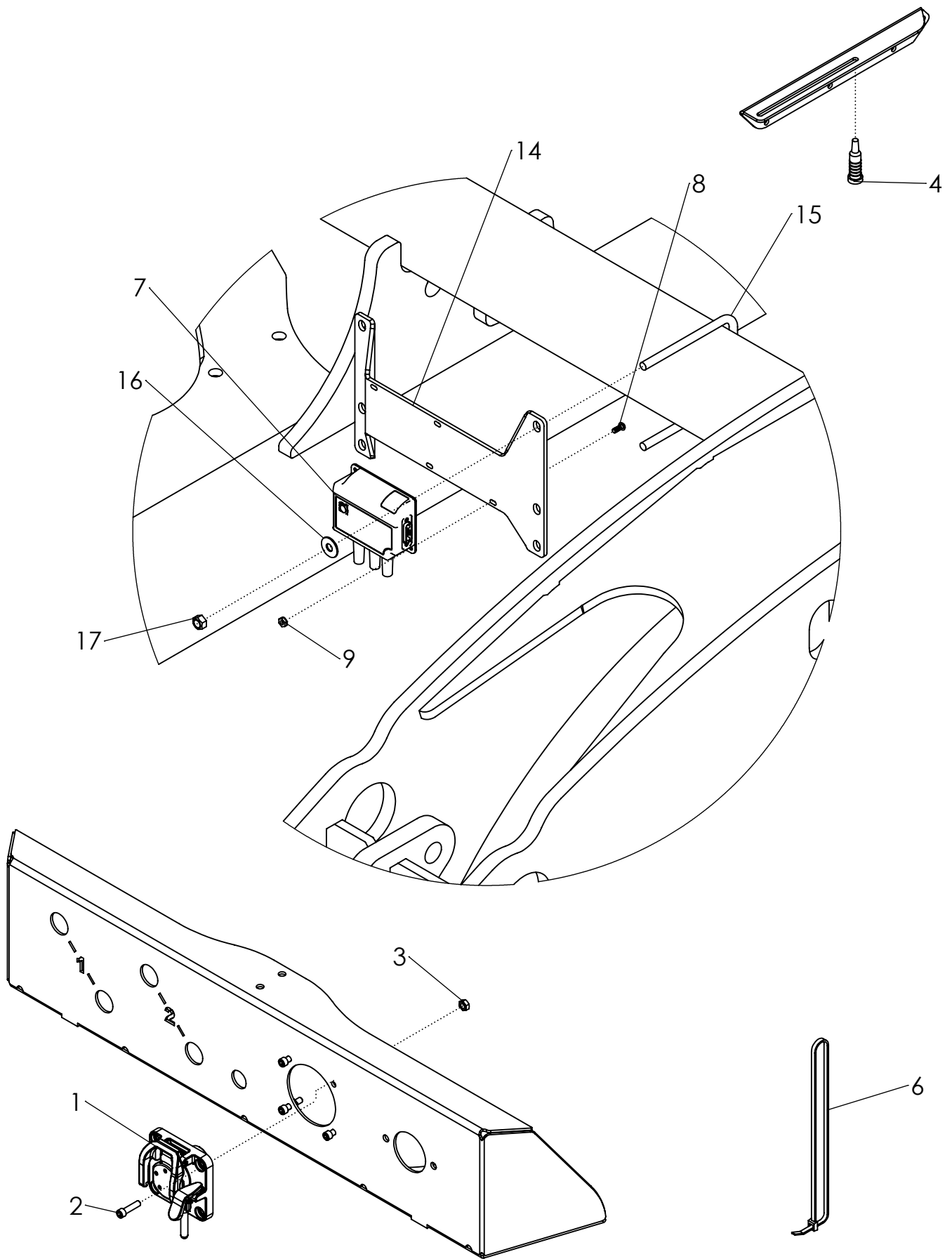
TOOLBAR HYDRAULICS HLA

ITEM	PART NO.	DESCRIPTION	QTY		
			40FT	50FT	60FT
1	P321936	CYLINDER 2 X 8	16	20	24
	PA59241	SEAL KIT (LION)	AR	AR	AR
	P321943	SEAL KIT (PRINCE)	AR	AR	AR
	36075	CYLINDER PIN W/CLIPS	AR	AR	AR
	PA36442	CYL-HYD: 2.50 X 8.00 -1.375 ROD			
2	58560	FTG-ELBOW: 8MB-8MJ-90	4	4	4
3	63016	FTG-TEE: 8MB-8MJ-8MJ	16	20	24
4	66602	FTG-TEE: 8MJ-8MJ-8MB	12	16	20
5	57668	FTG-ELBOW: 8MJ-8FJX-90	12	16	20
6	66606	HOSE: .50 X 46 8FJX-8FJX	14	18	22
7	66607	HOSE: .50 X 29 8FJX-8FJX	12	14	18
8	36012	HOSE: .50 X 32 8FJX-8FJX45	2	4	4
9	1015802	HOSE: .50 X 50 8FJX-8FJX		2	2



TANK TO TRACTOR HYDRAULICS

ITEM	PART NO.	DESCRIPTION	QTY
1	65388	TIE, CABLE	10
2	36291	PIONEER TIP 8010-16P (#10 ORB)	2
3	69119	FTG-CASE DRAIN JD & CNH	1
4	65814	CLAMP-HOSE: 4.375 ZP	12
5	1011586	WASHER-LOCK: .38 ZP	12
6	1011601	BOLT-HEX: .38 X 1.25 NC GR5 ZP	4
7	37066	QUICK COUPLING-FEMALE 12-12 ORB	2
8	37067	QUICK COUPLING-FEMALE 10-8 ORB	1
9	36219	HOSE: .75 X 290 10MB-12MJ	2
10	36220	HOSE: .75 X 210 12FJX-12FJX	2
11	36221	HOSE: .50 X 500 8MB-10FJX (8AX)	1
12	PA36192	WLDMT-FH BULKHEAD	1
13	65379	STUD-.38 X 3.00 UNC GR5 ZP (NOT SHOWN)	AR
14	1011576	NUT-HEX: .38 NC GR2 ZP (NOT SHOWN)	AR
15	36190	FTG-BULKHEAD: 12MB-12MJ	2
16	36191	FTG-BULKHEAD: 10MB-10MJ	1
17	69120	FTG-LOW PRESSURE RETURN (3/4) (NOT SHOWN)	1
18	37693	FTG-ADAPTER: 10FB-12MB (NOT SHOWN)	2



TOOLBAR ELECTRONICS

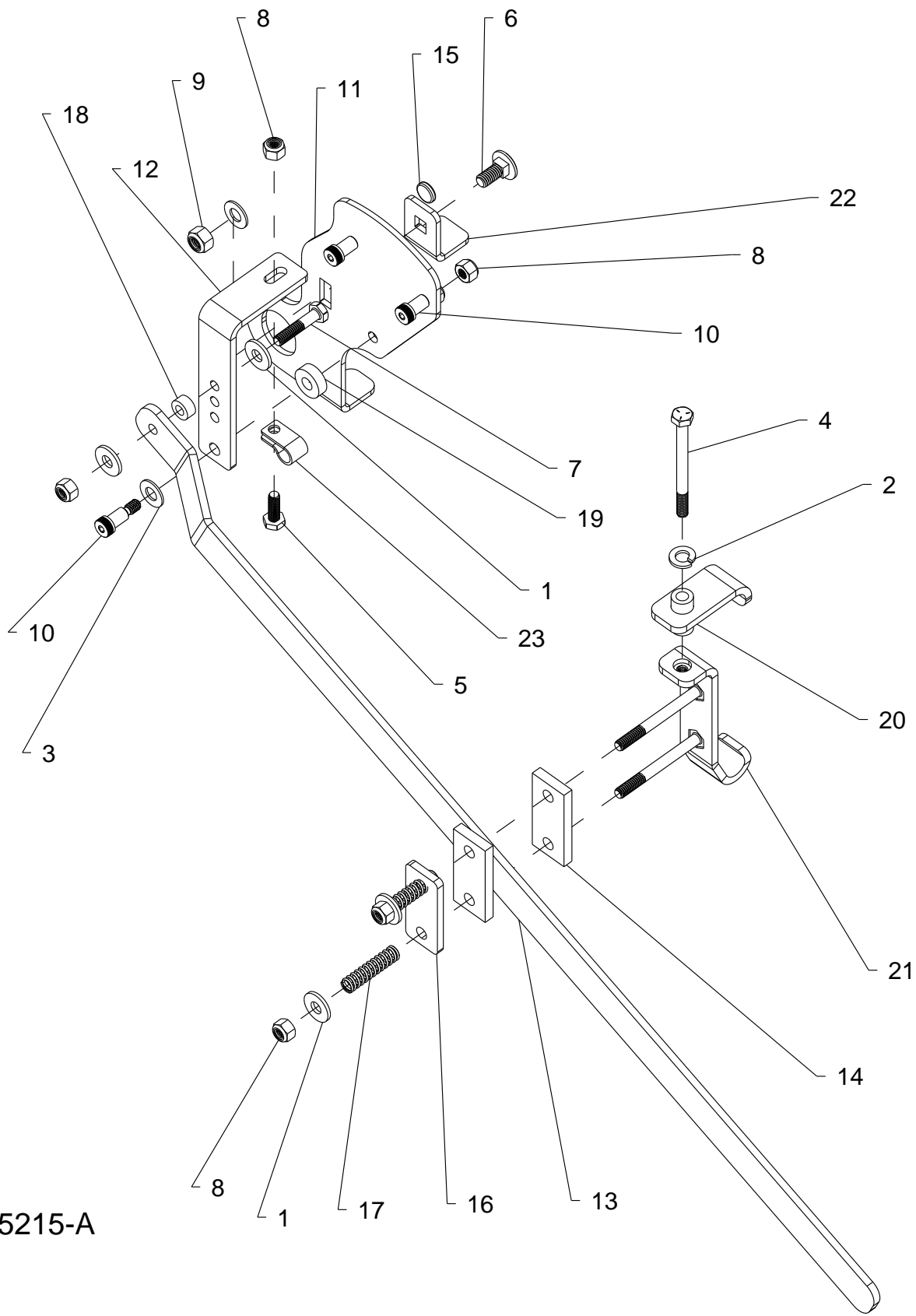
ITEM	PART NO.	DESCRIPTION	QTY
1	P320196	CONNECTOR-ISO BOX IBBC SLAVE* ↳MODEL YEAR 2012 & UP	1
2	320197	SCREW-SOCKET HD CAP .25NC X 1.00	4
3	1013240	NUT-NYLOCK: .25 NC ZP	4
4	PA66508	SENSOR-WORK SWITCH (ISO)	4
5	P320562	HARNESS-TOOLBAR ISO (NOT SHOWN)* ↳MODEL YEAR 2012 & UP	1
6	1013122	TIE-NYLON CABLE 50# X 15.50	25
	330340	MODULE-TOOLBAR W/SW (NOT SHOWN) ↳THRU MODEL YEAR 2012	1

* ITEM 1 & 5 ARE BOTH REQUIRED

↳THRU MODEL YEAR 2011

NH3 OPTIONAL (NOT SHOWN)

7	330341	MODULE-NH3 W/SW	1
8	66353	SCREW-P-H: .19 X .50 NC SS	2
9	1032059	NUT-K-LOCK: .19 18-8 NC SS	2
10	35719	PLUG-10 PIN METRIPACK MALE (NOT SHOWN)	1
11	36443	CAP-PLUG 8-PIN DEUTSCH (NOT SHOWN)	1
12	67545	HARNESS-10-PIN TO RAVEN 16-PIN (NOT SHOWN)	1
13	320595	HARNESS-TOOLBAR NH3 ADPT (NOT SHOWN)	1
14	67832	PLATE-MODULE MOUNT (4" & 6")	1
15	34287	BOLT-U: .38 X 4 X 5.5 X 4	2
	89406	BOLT-U: .38 X64 X 5 X 6	
16	1011828	WASHER-FLAT: .38 ZP	4
17	1016999	NUT-TOPLOCK: .38 N CGR5 ZP	4

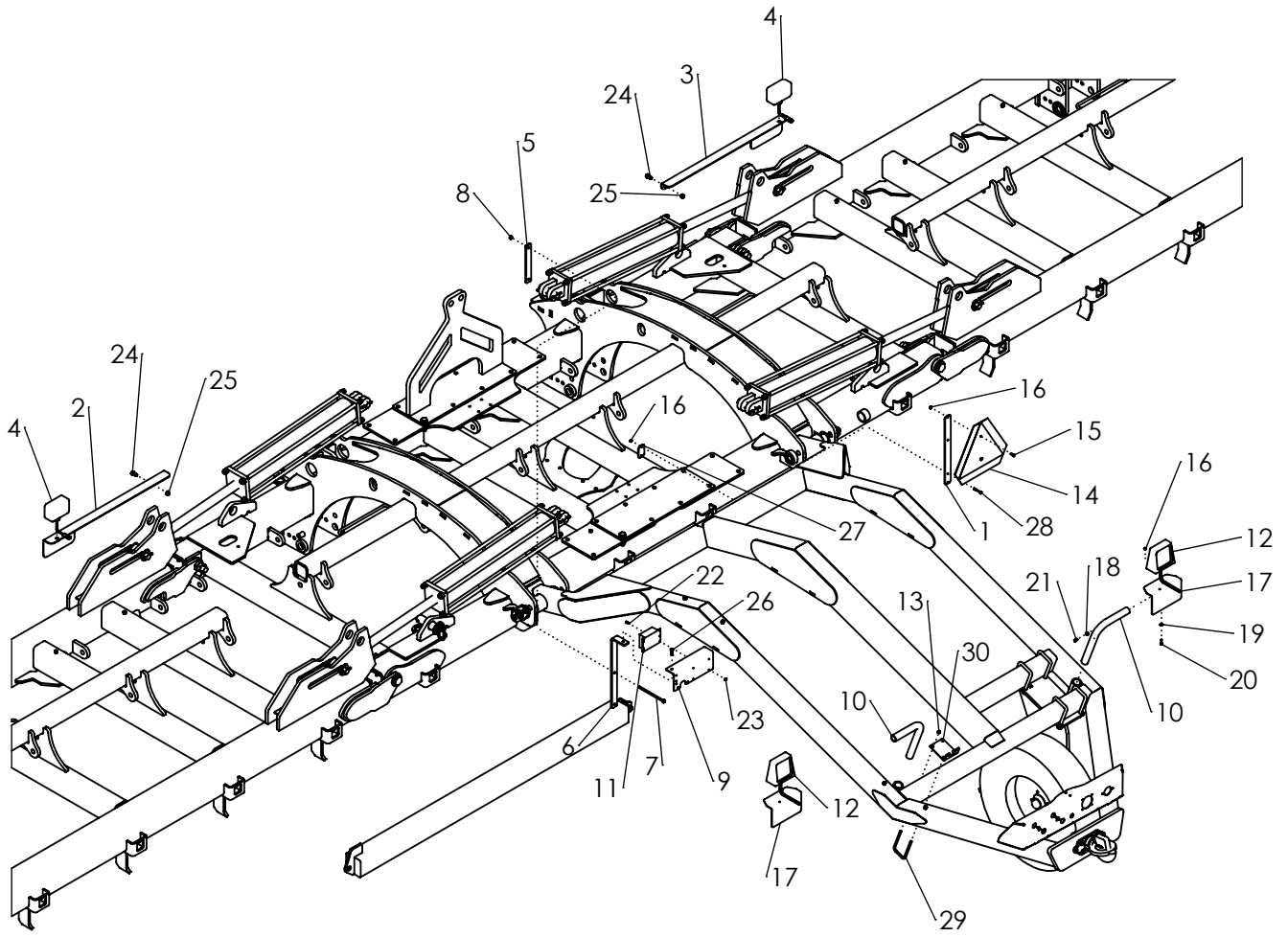


M5215-A

LIFT SWITCH BRACKET - TIE ROD CYL

SN: 463692 & UP

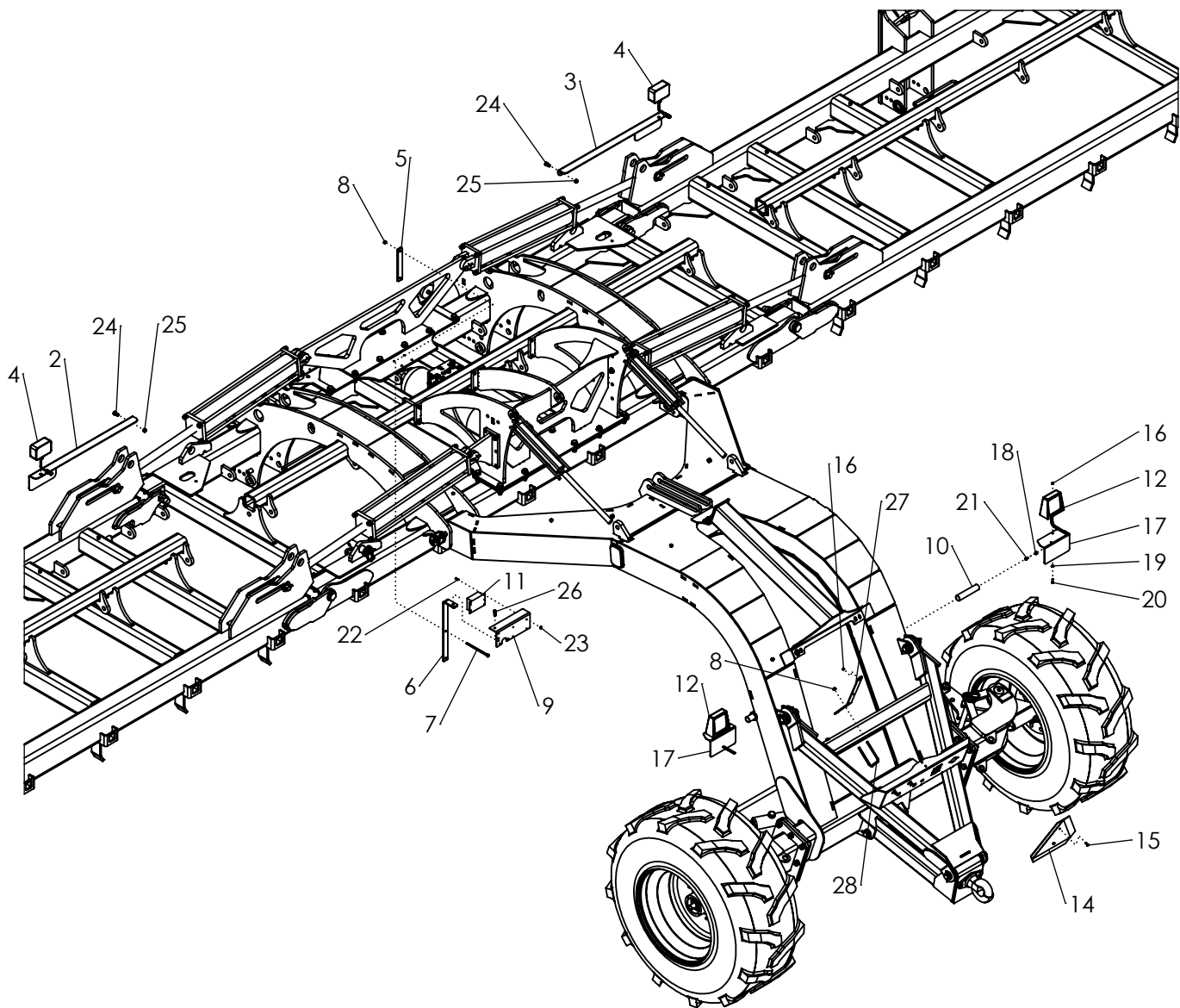
ITEM	PART NO.	DESCRIPTION	QTY
1	P88261	WSHR FLAT 1/4(5/16 X 3/4ACT) Z	4
2	P88262	WSHR HLK 1/4ID(5/16ACT) Z	1
3	P88278	WSHR FLAT 5/16(3/8 X 7/8ACT) Z	2
4	P88285	BLT HEX 1/4-20NC X 3 5Z	1
5	P88993	BLT HEX 1/4-20NC X 3/4 5Z	1
6	P89000	BLT CRG 5/16-18NC X 3/4 SHTNK 2Z	1
7	P89028	BLT HEX 1/4-20NC X 1-1/4 5Z	1
8	P89056	NUT NLK 1/4-20NC 5Z	7
9	P89559	NUT NLK 5/16-18NC 5Z	1
10	P89596	BLT - SHOULDER 1/4-20X1/2	3
11	P330945	PLATE - CLEVIS MOUNT	1
12	P330946	PLATE - SWING ARM	1
13	P330947	PLATE - PUSH ARM	1
14	P330949	BLOCK - NYLON SLIDER	2
15	P330950	MAGNET 1/2X.125	1
16	P330951	SLIDE PLATE	1
17	P330955	SPRING - LIFT SWITCH	2
18	P330956	SPACER - NYLON 1/4ID 1/2 OD X 1/2	1
19	P330958	SPACER - ALM 5/16ID X 3/4OD X 1/4	1
20	P330959	WLDMT - SLIDER LOCK	1
21	P330960	WLDMT - LIFT SWITCH SLIDER	1
22	P330997	SHEET - CLAMPING BOOT WORK SWITCH	1
23	P322239	P-CLIP - .625 X .25	1
24	PA66508	SENSOR - WORK SWITCH ISO (NOT SHOWN)	1



M5052-B

SAFETY LIGHTS - FLOATING REAR HITCH

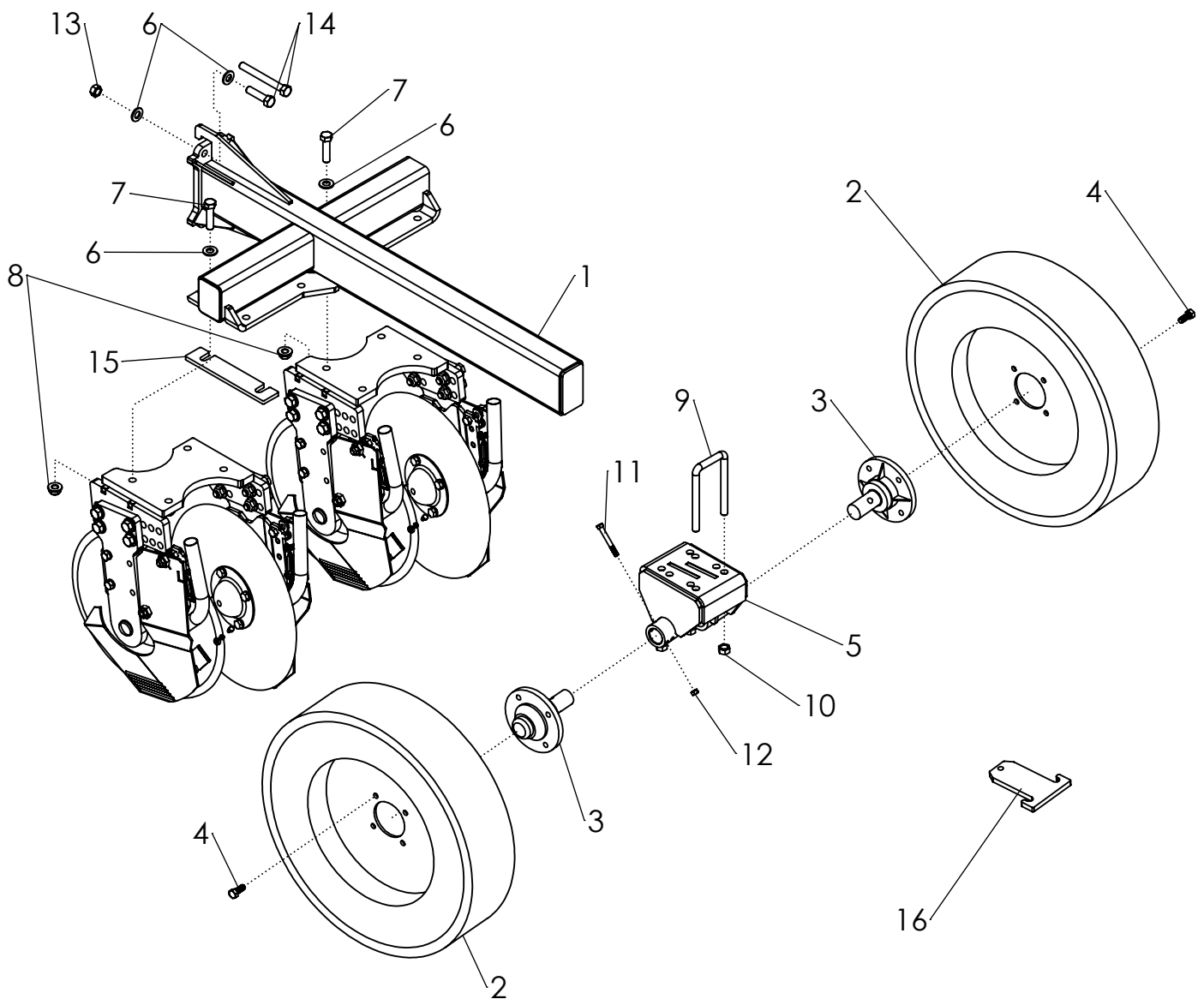
ITEM	PART NO.	DESCRIPTION	QTY
1	35824	MOUNT-SDD SMV SIGN	1
2	65832	BRACKET-LIGHT LH	1
3	65831	BRACKET-LIGHT RH	1
4	65334	ASSY - AMBER FLASHING LAMP	2
5	67025	PLATE-BACKING	1
6	67026	PLATE-BRACKET MOUNT	1
7	67027	BOLT-HEX: .38 X 7.50 NC GR5 ZP	2
8	1016999	NUT-TOPLOCK: .38 NC GR5 ZP	3
9	67024	PLATE-CON & MOD MOUNT	1
10	35828	TUBE-LIGHT MOUNT	2
11	65341	MODULE-INTERFACE	1
12	65953	LAMP-RED TAIL	2
13	1030700	NUT-TOPLOCK: .31 NC GR5 ZP	2
14	65329	SIGN-SMV ASAE	1
15	1011595	BOLT-HEX: .25 X .75 NC GR5 ZP	2
16	1030946	NUT-TOPLOCK: .25 NC GR5 ZP	4
17	35827	WLDMT-LIGHT/REFLECTOR BRACKET	2
18	1013519	NUT-JAM: .38 NC GR2 ZP	3
19	0100979	WASHER-FLAT: SAE .25 ZP	2
20	1013423	BOLT-HEX: .25 X 1.00 NC GR5 ZP	2
21	1032511	SCREW-SET: SQ HD .38 X .75 ZP	3
22	100615	BOLT-HEX: .19 X .75 NC GR5 ZP	4
23	1026591	NUT-K-LOCK: .19 NC GR2 ZP	4
24	1011096	BOLT-HEX: .50 X 1.00 NC GR5 ZP	4
25	1027461	NUT-TOPLOCK: .50 NC GR5 ZP	4
26	1011601	BOLT-HEX: .38 X 1.25 NC GR5 ZP	1
27	35825	MOUNT-SDD SMB BACKER	1
28	1011621	BOLT-HEX: .25 X 2.00 NC GR5 ZP	2
29	34263	U-BOLT: .375 X 6 X 3 X 6	2
30	35826	PLATE-BRACKET CONNECTOR 7-PIN	1
31	35823	HARNESS-EXTENSION 12FT 3 WIRE (NOT SHOWN)	2
32	34567	HARNESS-EXTENSION LIGHT 20FT (NOT SHOWN)	1
33	66323	CLIP WIRE HARNESS (NOT SHOWN)	4
34	65340	HARNESS-SAFETY LIGHT (NOT SHOWN)	1
35	65354	HARNESS-EXTENSION LIGHT (NOT SHOWN)	2



M5053-C

SAFETY LIGHTS - LIFT ASSIST

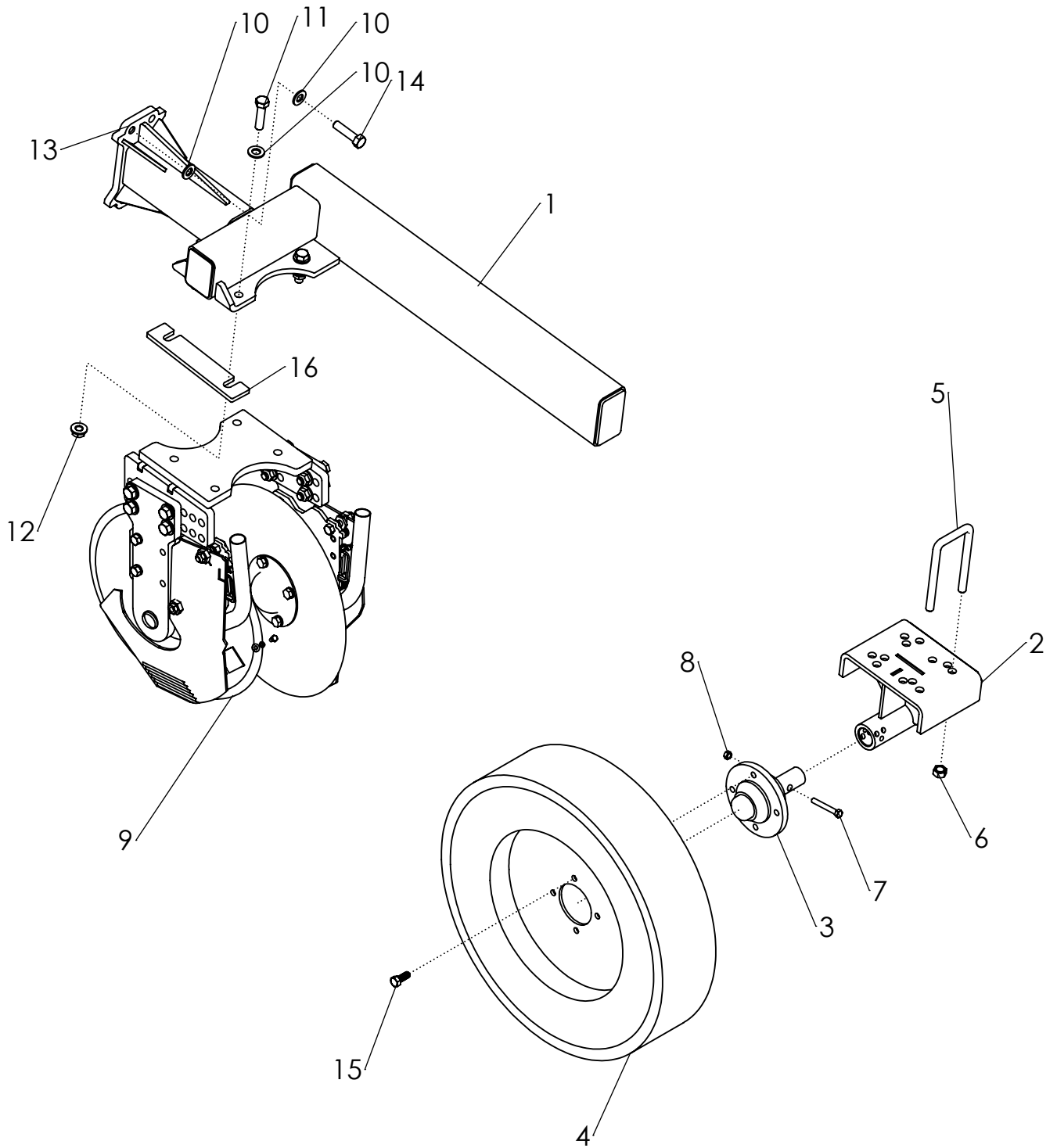
ITEM	PART NO.	DESCRIPTION	QTY
1	65340	HARNESS-SAFETY LIGHT (NOT SHOWN)	1
2	65832	BRACKET-LIGHT LH	1
3	65831	BRACKET-LIGHT RH	1
4	65334	ASSY - AMBER FLASHING LAMP	2
5	67025	PLATE-BACKING	1
6	67026	PLATE-BRACKET MOUNT	1
7	67027	BOLT-HEX: .38 X 7.50 NC GR5 ZP	2
8	1016999	NUT-TOPLOCK: .38 NC GR5 ZP	5
9	67024	PLATE-CON & MOD MOUNT	1
10	35836	TUBE-LIGHT MOUNT STRAIGHT	2
11	65341	MODULE-INTERFACE	1
12	65953	LAMP-RED TAIL	2
13	65354	HARNESS-EXTENSION LIGHT (NOT SHOWN)	2
14	65329	SIGN-SMV ASAE	1
15	1011595	BOLT-HEX: .25 X .75 NC GR5 ZP	2
16	1030946	NUT-TOPLOCK: .25 NC GR5 ZP	4
17	35827	WLDMT-LIGHT/REFLECTOR BRACKET	2
18	1013519	NUT-JAM: .38 NC GR2 ZP	2
19	0100979	WASHER-FLAT: SAE .25 ZP	2
20	1013423	BOLT-HEX: .25 X 1.00 NC GR5 ZP	2
21	1032511	SCREW-SET: SQ HD .38 X .75 ZP	2
22	100615	BOLT-HEX: .19 X .75 NC GR5 ZP	4
23	1026591	NUT-K-LOCK: .19 NC GR2 ZP	4
24	1011096	BOLT-HEX: .50 X 1.00 NC GR5 ZP	4
25	1027461	NUT-TOPLOCK: .50 NC GR5 ZP	4
26	1011601	BOLT-HEX: .38 X 1.25 NC GR5 ZP	1
27	320463	MOUNT-SMV	1
28	34827	U-BOLT: .375 X 5.50 X4 X 5.50	1
29	35823	HARNESS-EXTENSION 12FT 3 WIRE (NOT SHOWN)	2
30	34567	HARNESS-EXTENSION LIGHT 20FT (NOT SHOWN)	1
31	66323	CLIP WIRE HARNESS (NOT SHOWN)	4



M5034-F

REAR TOOLBAR 6-9

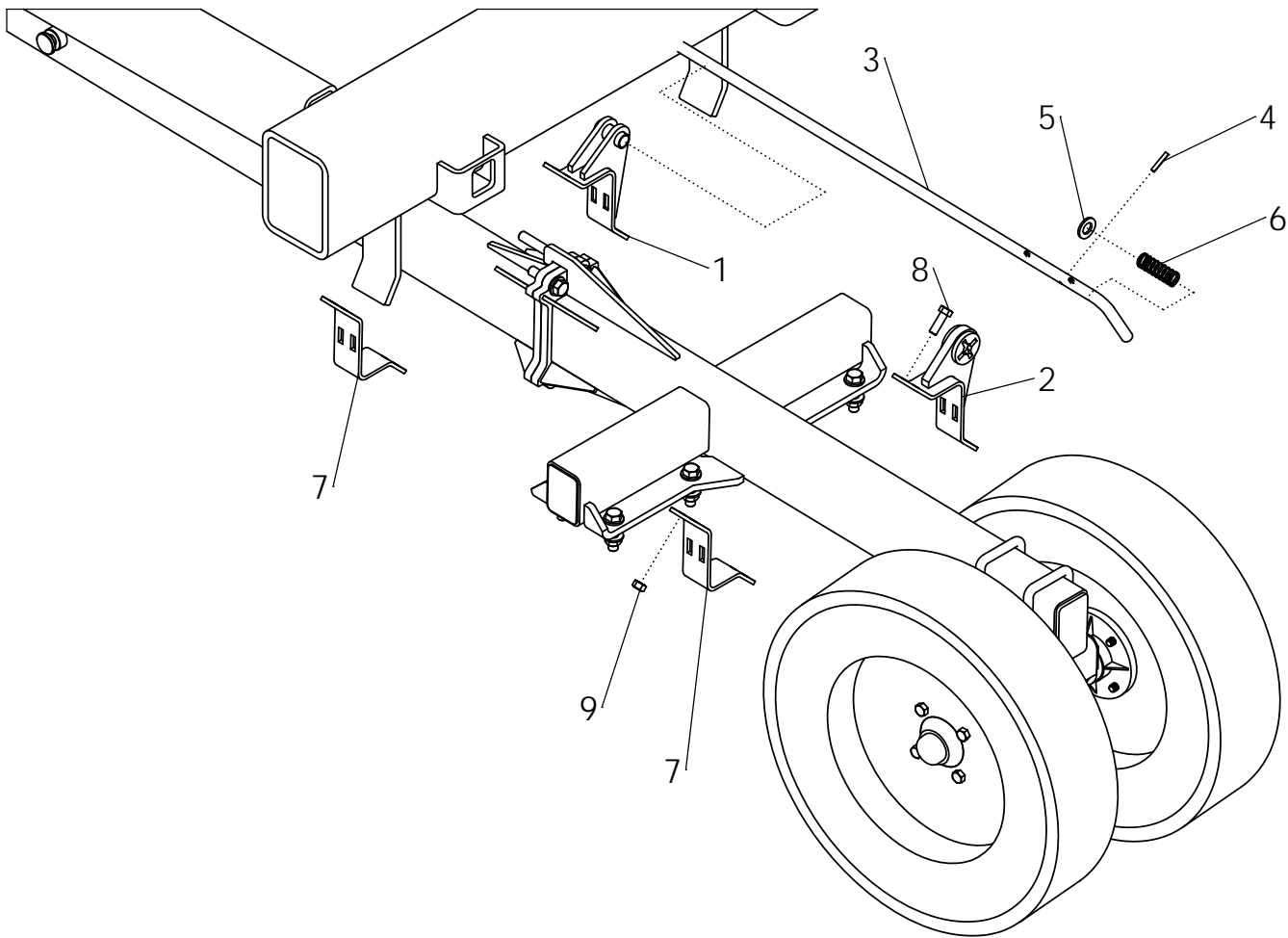
ITEM	PART NO.	DESCRIPTION	QTY
1	A35603	WLDMT-TOOLBAR REAR PC	1
2	PA34355	WHEEL & TIRE- PACKER	2
	P241616	PACKER WHEEL 4.5 X 15 4 BOLT	1
	PA34395	VALVE STEM - PACKER TIRE	1
3	P354054	4 BOLT HUB AND SPINDLE ASSEMBLY	2
4	A34927	BOLT-WHEEL LUG: .50-20UNF X .75	8
5	A35071	WLDMT-PACKER MT. LH	1
	A35057	WLDMT-PACKER MT. RH	
6	P89524	WASHER-SAE: .63 GR8 ZP	16
7	P89121	BOLT-HEX: .63 X 2.50 NC GR8 ZP	8
8	P89505	NUT-TOPLOCK FLANGE .63 NC GR8 ZP	8
9	A34264	U-BOLT: .625 X5.50 X 4 X 5.50	2
10	P88627	NUT-NYLOCK: .63 NC GR5 ZP	4
11	P88582	BOLT-HEX: .38 X 2.75 NC GR5 ZP	2
12	P88659	NUT-TOPLOCK: .38 NC GR5 ZP	2
13	P89499	NUT-TOPLOCK: .63 NF GR8 ZP	4
14	P89517	BOLT-HEX: .63 X 2.50 NF GR8 ZP	4
	P89558	BOLT-HEX: .63 X 7.50 NF GR8 ZP	
15	A36085	PLATE-SPACER .38" SDD SEED ZP (OPTIONAL)	AR
16	320553	SHIM-PACKER WHEEL DEPTH .50 (OPTIONAL)	AR



M5078-C

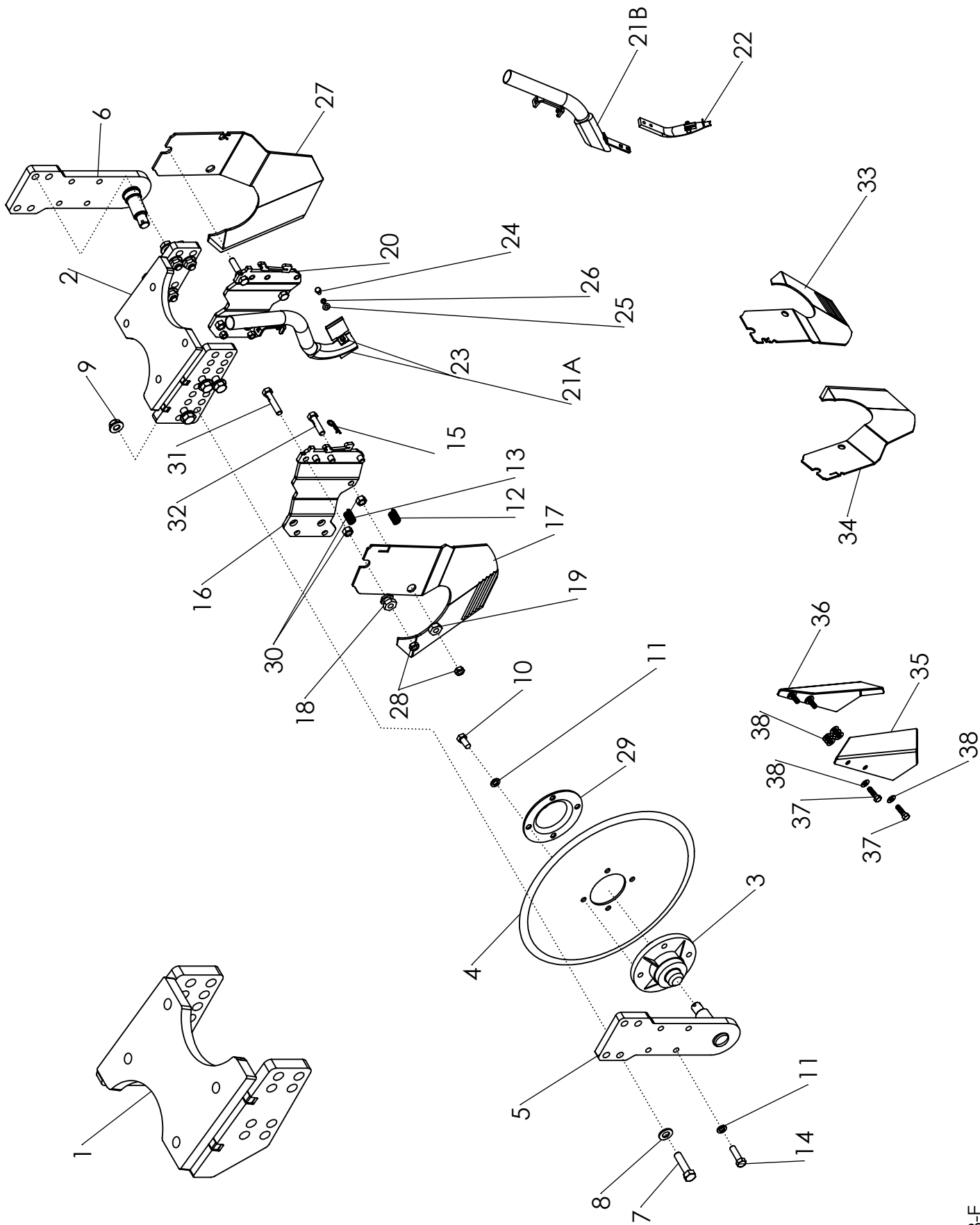
REAR TOOLBAR 6-24 SPACING

ITEM	PART NO.	DESCRIPTION	QTY
1	PA36293	WLDMT-TOOLBAR REAR SB LH	1
	P320698	WLDMT-TOOLBAR REAR SB RH	
2	PA36302	WLDMT-PACKER MOUNT SB	1
3	P354054	4 BOLT HUB AND SPINDLE ASSEMBLY	1
4	PA34355	WHEEL & TIRE PACKER	1
	P241616	WHEEL-15X4.5 4-5 .38+ VG PACKER	1
	PA34395	VALVE STEM - PACKER TIRE	1
5	PA34264	U-BOLT: .63 X 5.50 X 4 X 5.50	2
6	P88627	NUT-TOPLOCK: .63 NC GR5 ZP	4
7	P88582	BOLT-HEX: .38 X 2.75 NC G5 ZP	1
8	P88659	NUT-TOPLOCK: .38 NC GR5 ZP	1
9	NS	ASSY-SEED OPENER LH	1
	NS	ASSY-SEED OPENER RH	
10	P89524	WASHER-FLAT: SAE .63 GR8 ZP	4
11	P89121	BOLT-HEX: .63 X 2.50 NC GR8 ZP	4
12	P89505	NUT-TOPLOCK FLANGE: .63 NC GR8 ZP	4
13	P89499	NUT-TOPLOCK: .63 NF GR5 ZP	4
14	P89517	BOLT-HEX: .63 X 2.50 NF GR8 ZP	4
15	PA34927	BOLT-WHEEL LUG: .50-20UNF X .75	8
16	PA36085	PLATE-SPACER .375" SDD SEED ZP	2



TOOLBAR LOCKDOWN ASSEMBLY

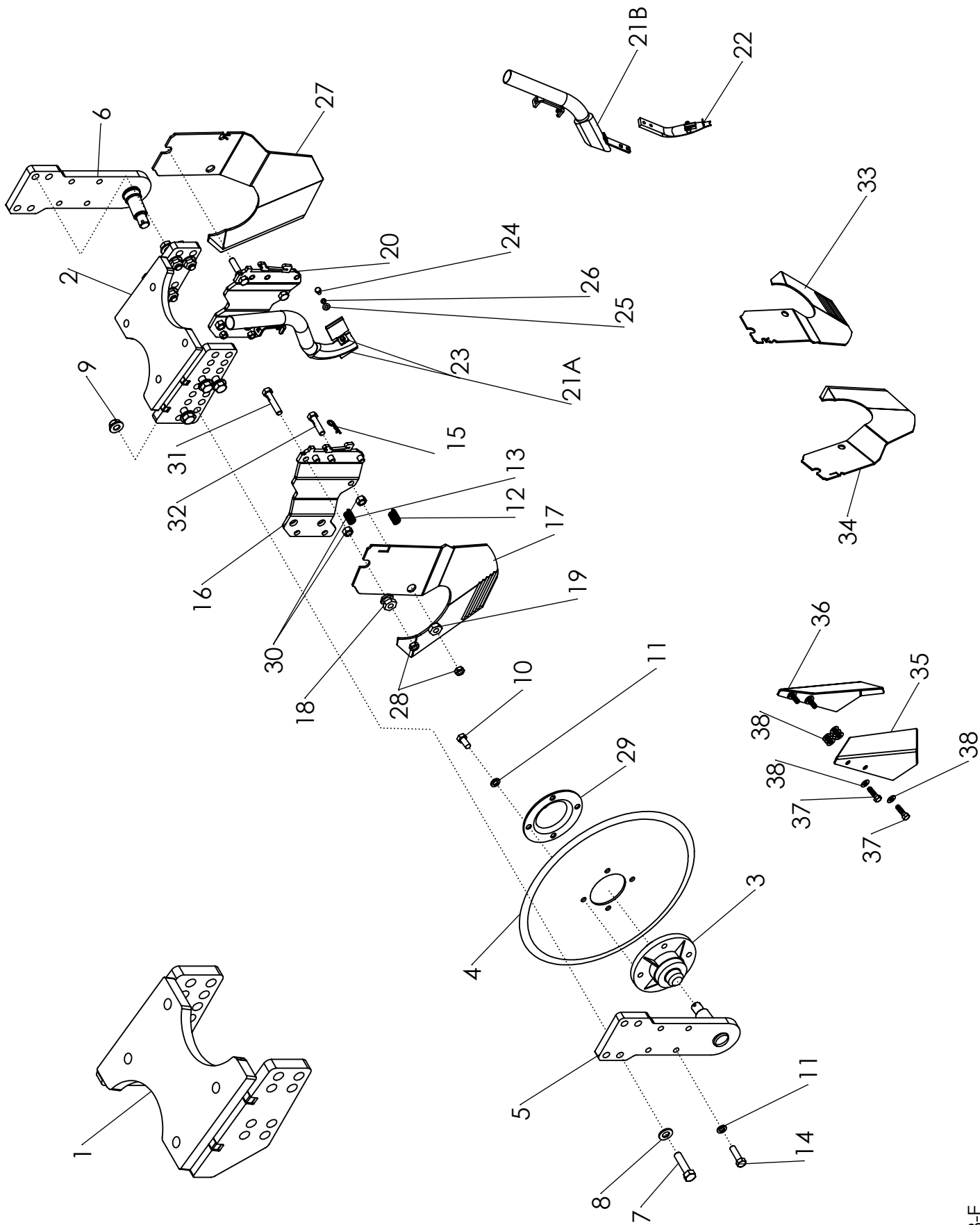
ITEM	PART NO.	DESCRIPTION	QTY
1	36338	WLDMT-SDD TOOLBAR LOCKUP MNT	1
2	36342	WLDMT-SDD TOOLBAR LOCK	1
3	36336	ROD-SDD TOOLBAR LOCK	1
4	59398	PIN-ROLL: .25 X 2.25 NP	3
5	1012634	WASHER-FLAT: SAE .75 ZP	1
6	36335	SPRING-SDD TOOLBAR LOCK	1
7	36340	PLATE-SDD TOOLBAR LOCK CLAMP	2
8	1011607	BOLT-HEX: .50 X 1.50 NC GR5 ZP	8
9	1027461	NUT-TOPLOCK: .50 NC GR5 ZP	8



OPENER ASSEMBLY

SN: THRU 463808

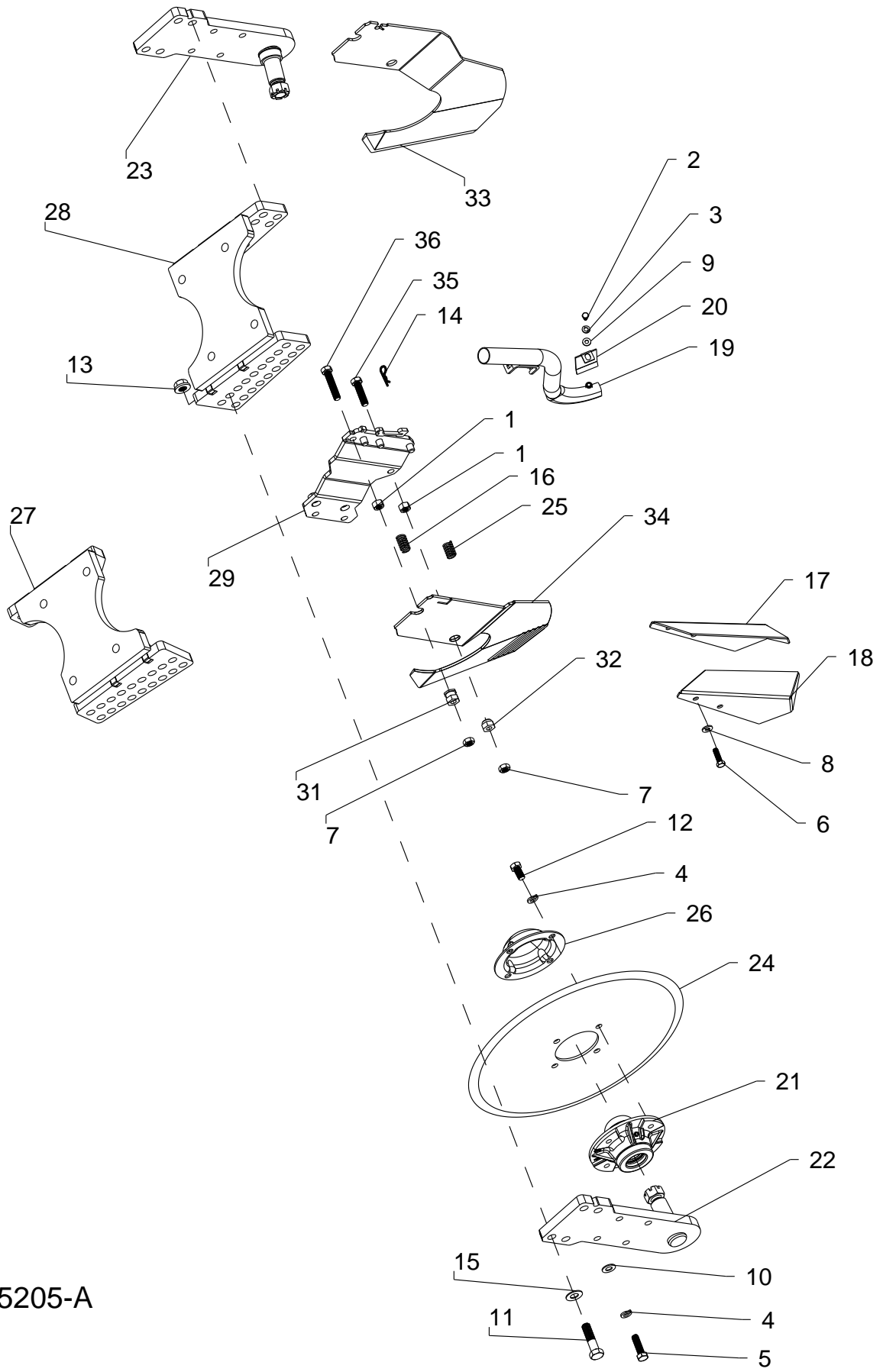
ITEM	PART NO.	DESCRIPTION	QTY
1	34826	WLDMT-OPENER MT. SDD ADJ RH	1
2	34835	WLDMT-OPENER MT. SDD ADJ LH	1
3	34574	HUB & SPINDLE, DRILL-HDA423	2
4	34354	DISC-TWIN DRILL	2
5	34832	WLDMT-OPENER STRUT ADJ LH	1
6	34834	WLDMT-OPENER STRUT ADJ RH	1
7	34906	BOLT-HEX: .63 X 2.50 NC GR8 ZP	8
8	66498	WASHER-SAE: .63 GR8 ZP	8
9	34864	NUT-TOPLOCK FLANGE .63 NC GR8 ZP	8
10	1015558	BOLT-HEX: .50 X 1.00 NF GR5 ZP	8
11	1011581	WASHER-LOCK: .50 ZP	12
12	34516	SPRING- COMPRESSION ZP	2
13	320133	SPRING, COMPRESSION	2
14	1011608	BOLT-HEX: .50 X 1.75 NC GR5 ZP	4
15	65380	PIN-RETAINER	2
16	35375	ASSY-SEED BACKING LH	1
17	35633	SCRAPER-SEED DISC LH PC	1
18	320615	NUT-GROOVED SCRAPER MRB	2
19	320616	NUT-COLLAR SCRAPER	2
20	35376	ASSY-SEED BACKING RH	1
21A	321122	WLDMT-REVERSE SEED TUBE STANDOFF	2
		↳MODEL YEAR 2013 & UP	
21B	35377	WLDMT-SEED TUBE	2
		↳THRU MODEL YEAR 2012	
22	320128	SEED FINGER-RED	2
		↳THRU MODEL YEAR 2012	
23	321123	PLATE-WEAR REVERSE SEED TUBE	2
		↳MODEL YEAR 2013 & UP	
24	1013243	BOLT-HEX: .25 X .50 NC GR5	2
25	0100979	WASHER-FLAT:SAE .25 ZP	2
26	1013242	WASHER-LOCK: .25 ZP	2
27	35632	SCRAPER-SEED DISC RH PC	1
28	1011591	NUT-JAM: .50 NC ZP	4
29	34565	DUST CAP PROTECTOR YZP	2
30	36189	NUT-HEX: .50 NC GR8 YZP	2
31	36183	BOLT HEX .50 X 2.50 NC GR8 YZP F NDP	2
32	36182	BOLT HEX .50 X 2.00 NC GR8 YZP F NDP	2
33	36324	SCRAPER-SEED DISC RH SHORT	
34	36325	SCRAPER-SEED DISC LH SHORT	



OPENER ASSEMBLY

SN: THRU 463808

ITEM	PART NO.	DESCRIPTION	QTY
35	320552	SHIELD-SEEDING STRUT RH	1
36	320551	SHIELD-SEEDING STRUT LH	1
37	1011601	BOLT-HEX: .38 X 1.25 NC GR5 ZP	AR
38	1014608	WASHER-FLT: SAE .38 ZP	AR

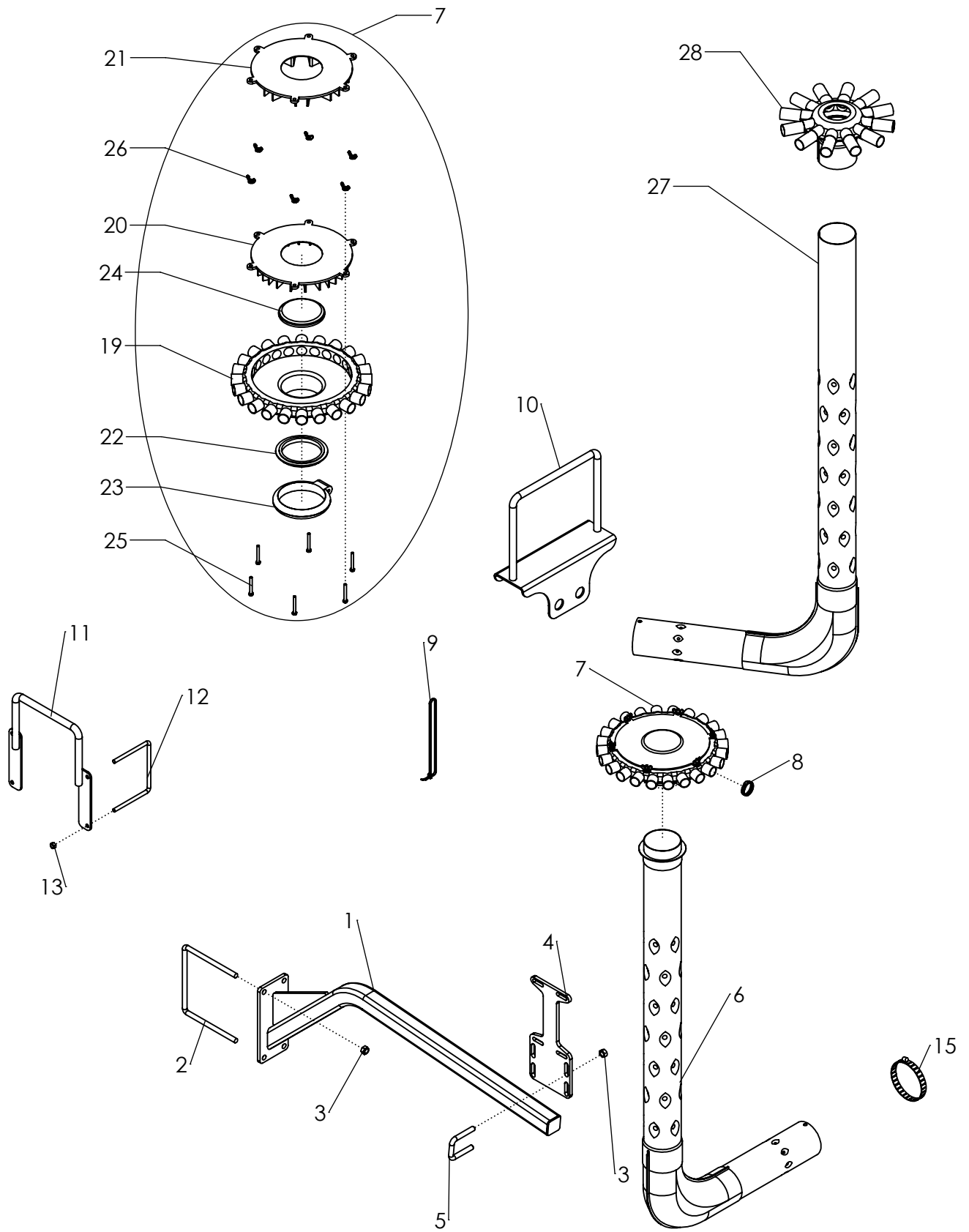


M5205-A

OPENER ASSEMBLY-STEEL BOOT

SN: 463809 & UP

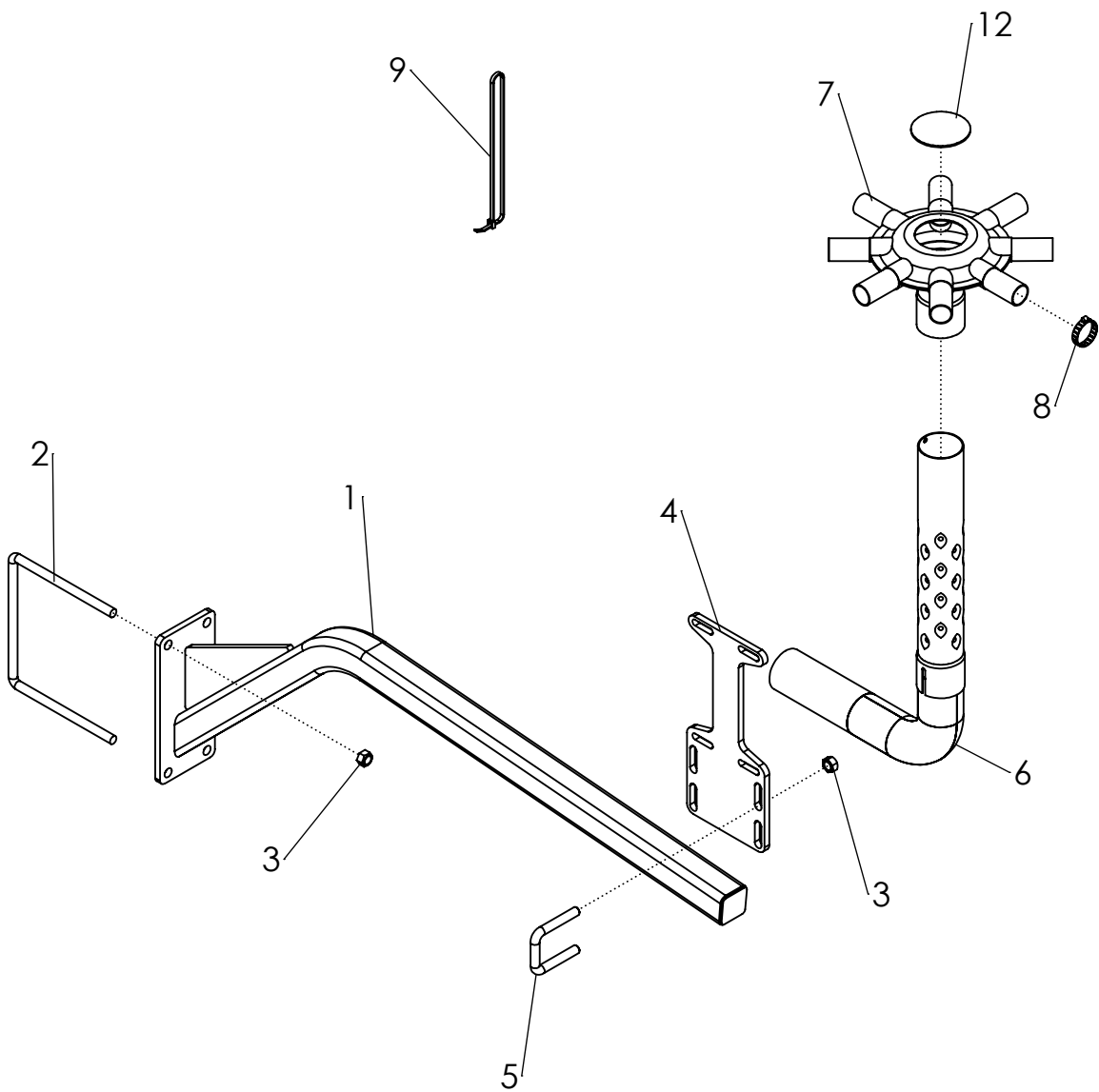
ITEM	PART NO.	DESCRIPTION	QTY
1	P88104	NUT HEX 1/2-13NC 5Z	4
2	P88190	BLT HEX 1/4-20NC X 1/2 5Z	2
3	P88262	WSHR HLK 1/4ID(5/16ACT) Z	2
4	P88303	WSHR HLK 1/2ID(9/16ACT) Z	12
5	P88517	BLT HEX 1/2-13NC X 1-3/4 5Z	4
6	P88555	BOLT HEX 3/8-16NC X 1-1/4 5Z	AR
7	P88561	NUT JAM 1/2-13NC 5Z	4
8	P88739	WSHR FLAT 3/8SAE(12/32 X 13/16)Z	AR
9	P88855	WSHR FLAT 1/4SAE(9/32 X 5/8ACT) Z	2
10	P89054	WSHR FLAT 1/2SAE Z	4
11	P89121	BLT HEX 5/8-11NC X 2-1/2 8YZ	8
12	P89290	BLT HEX 1/2-20NF X 1 5Z	8
13	P89505	NUT-TOPLOCK FLANGE .63 NC GR8 ZP	8
14	P89520	PIN-HAIR: .109 X 1.63 Z	2
15	P89524	WSHR FLT 5/8SAE(21/32 X 1-5/16) 8YZ	8
16	P320133	SPR CMPSN YZD	2
17	P320551	SHIELD-SEEDING STRUT LH	1
18	P320552	SHIELD-SEEDING STRUT RH	1
19	P321122	WLDMT-REVERSE SEED TUBE STANDOFF	2
20	P321123	PLATE-WEAR REVERSE SEED TUBE	2
21	P321839	ASSY-HUB GROUP 1.68" (COULTER/SDD)	2
22	P322338	WLDMT-OPENER STRUT LH (1.68)	1
23	P322339	WLDMT-OPENER STRUT RH (1.68)	1
24	PA34354	DISC-SDD 18	2
25	PA34516	SPRING-COMPRESSION ZP	2
26	PA34565	DUST CAP PROTECTOR YZP	2
27	PA34826	WLDMT-OPENER MT. SDD ADJ RH	1
28	PA34835	WLDMT-OPENER MT. SDD ADJ LH	1
29	PA35375-1	WLDMT-SEED BACKING LH	1
30	PA35376-1	WLDMT-SEED BACKING RH (NOT SHOWN)	1
31	P320615	NUT-GROOVED SCRAPER ZP	2
32	P320616	NUT-COLLAR SCRAPER ZP	2
33	PA35632	SCRAPER-SEED DISC RH PC	1
	PA36324	SCRAPER-SEED DISC RH PC SHORT	1
34	PA35633	SCRAPER-SEED DISC LH PC	1
	PA36325	SCRAPER-SEED DISC LH PC SHORT	1
35	PA36182	BOLT-HEX .50X2.00 NC GR8 YZP F NDP	2
36	PA36183	BOLT-HEX .50X2.50 NC GR8 YZP F NDP	2



MANIFOLD 30' - 2 ZONE

ITEM	PART NO.	DESCRIPTION	QTY	
			SINGLE	DUAL
1	35772	WLDMT-MANIFOLD MOUNT	2	2
2	35780	U-BOLT: .500 X 7.50 X 8 X 7.50 ZP	4	4
3	1027461	NUT-TOPLOCK: .50 NC GR5 ZP	16	16
4	320168	PLATE-MANIFOLD MOUNT WIDE (SEC)	2	4
5	65658	U-BOLT: .50 X 3 X 2.06 X 3	4	8
6	320307	WLDMT-PRIMARY TUBE 4" W/FL PC	2	2
7	NS	ASSY-MANF SEC 24 X 4.00 X 1.25 COMP	2	2
8	1026358	CLAMP-HOSE: #16 .081-1.50	96	144
9	1013122	TIE, CABLE	40	70
10	320300	WLDMT-30FT SDD HOSE HOLDER	1	1
11	320303	WLDMT-30FT SDD WING HOSE HOLDER	1	1
12	64364	U-BOLT: .38 X 5.13 X 6.00 X 5.13	4	4
13	1016999	NUT-TOPLOCK: .38 NC GR5 ZP	4	4
14	PA34232	CLAMP-MUFFLER W/SADDLE 4 ZP	4	10
15	P320309	HOSE-FLEX SS 4.00 X 16.5 FT (NOT SHOWN)	2	4
	P320975	HOSE-KANAFLEX 100 URD 4.00 X 32 FT (NOT SHOW	1	1
16	PA34139	CLAMP-TORCTITE SS 4" (NOT SHOWN)	4	8
	P320976	CLAMP-4 SPIRAL (POWER-LOCK)		
17	PA65880	HOSE-KANAFLEX 112 1.25 BULK (NOT SHOWN)	500'	700'
18	34289	CINCH STRAP--VELCRO 1.50 X 24 (NOT SHOWN)	6	20
19	33788	COMP-MANF 24 PORT HEAD (W/O LID)	2	2
20	33782	COMP-LID DISTRIBUTOR 24/24 (MACH)	2	2
21	33795	COMP-LID DISTRIBUTOR 24/12 (MACH)	2	2
22	33800	FLANGE-COMP MANF CLAMP	2	2
23	33784	ASSY-COMP MANF LOCK COLLAR	2	2
24	33947	RUBBER PAD (SNAP IN) 4.50	2	2
25	33502	BOLT-HEX: SS M6 X 1.0 X 50	12	12
26	33503	NUT-WING: SS M6 X 1.0	12	12
27	66150	WLDMT-PRIMARY TUBE 4" PC	NA	2
28	33912	ASSY-MANF PRI 12 X 4.00 X 1.25	NA	2
29	33946	RUBBER PAD (SNAP IN) 3.25	NA	2

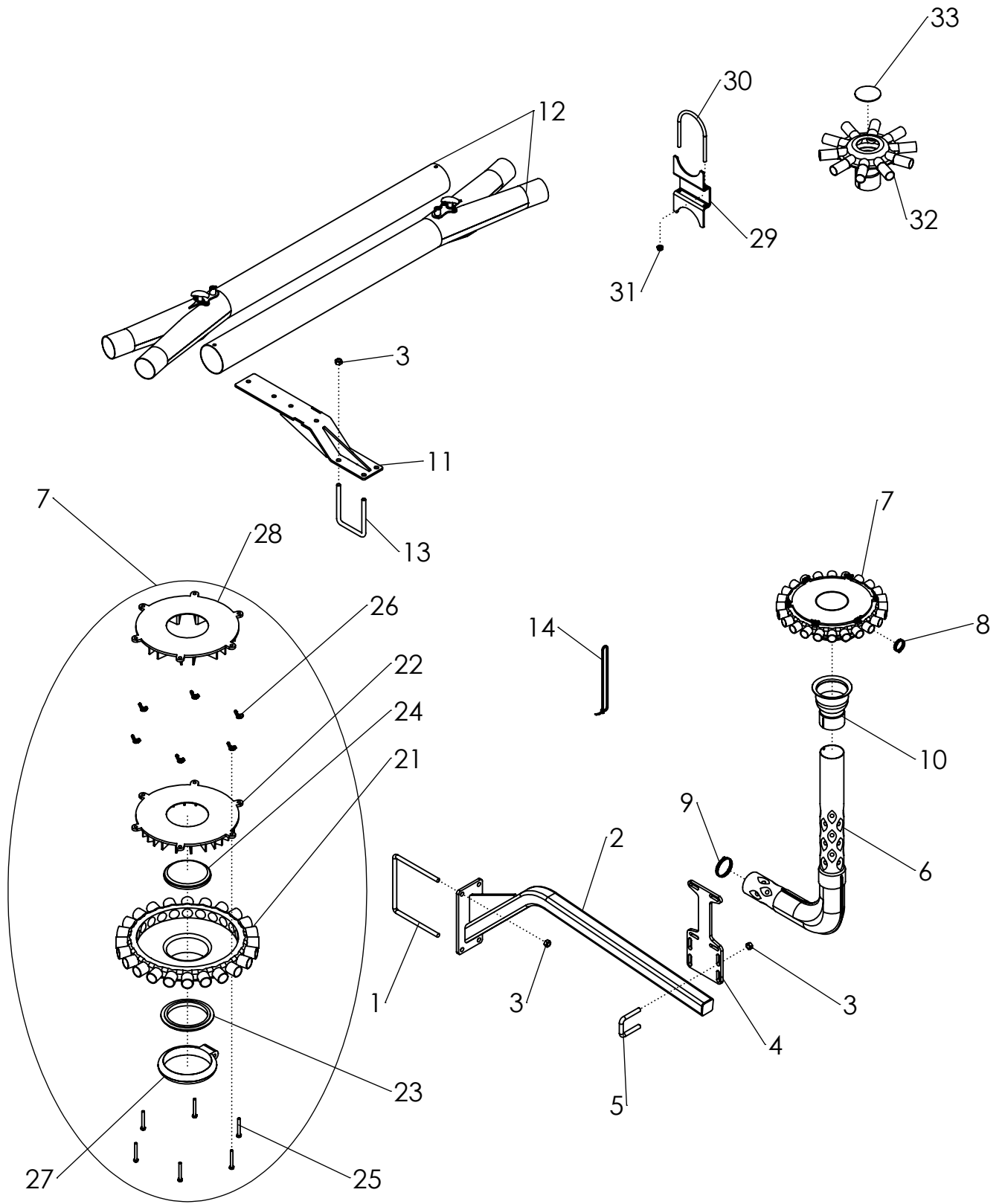
*INCLUDED IN ITEM 28



M5090-C

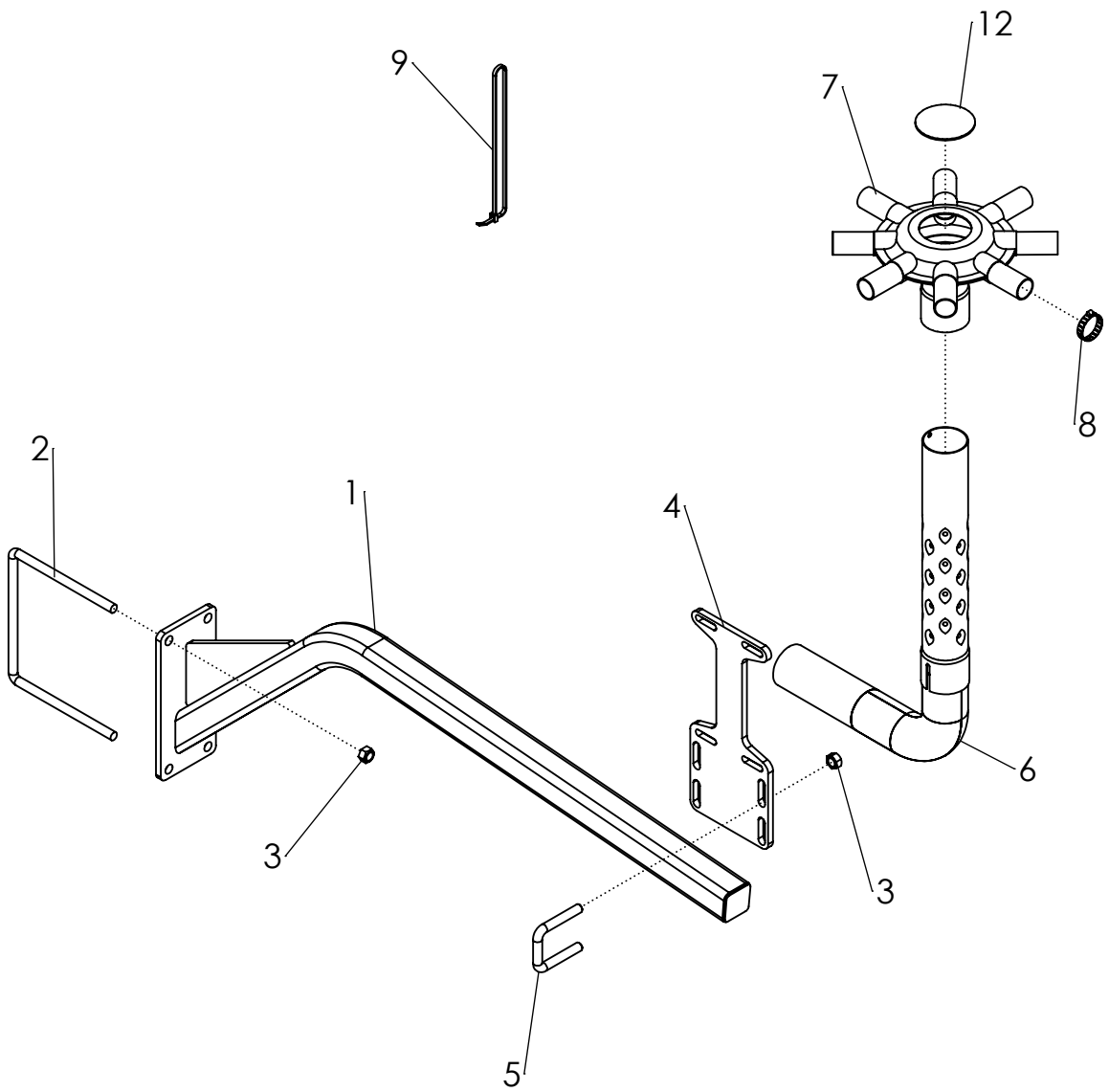
MANIFOLD 30' - 6 ZONE

ITEM	PART NO.	DESCRIPTION	QTY	
			SINGLE	DUAL
1	35772	WLDMT-MANIFOLD MOUNT	6	6
2	35780	U-BOLT: .500 X 7.50 X 8 X 7.50 ZP	12	12
3	1027461	NUT-TOPLOCK: .50 NC GR5 ZP	48	72
4	320168	PLATE-MANIFOLD MOUNT WIDE (SEC)	6	12
5	65658	U-BOLT: .50 X 3 X 2.06 X 3	12	24
6	67524	WLDMT-ELBOW 2.50" SHORT PC	6	12
7	66755	ASSY-MANF SEC 8 X 2.50 X 1.25	6	6
	33921	ASSY-MANF SEC 4 X 2.50 X 1.25	0	6
8	1026358	CLAMP-HOSE: #16 .081-1.50	96	144
9	1013122	TIE, CABLE	20	40
10	PA33531	CLAMP-MUFFLER W/SADDLE (NOT SHOWN)	12	24
11	PA65880	HOSE-KANAFLEX 112 1.25 BULK (NOT SHOWN)	400'	600'
12	33946	RUBBER PAD (SNAP IN) 3.25"	6	12
13	P344114	HOSE-KANAFLEX 100 URD 2.50 BULK (NOT SHOWN)	200'	400'
14	P344123	CLAMP-2.5 SPIRAL (POWER-LOCK) (NOTE SHOWN)	12	24
15	34289	CINCH STRAP--VELCRO 1.50 X 24 (NOT SHOWN)	AR	AR



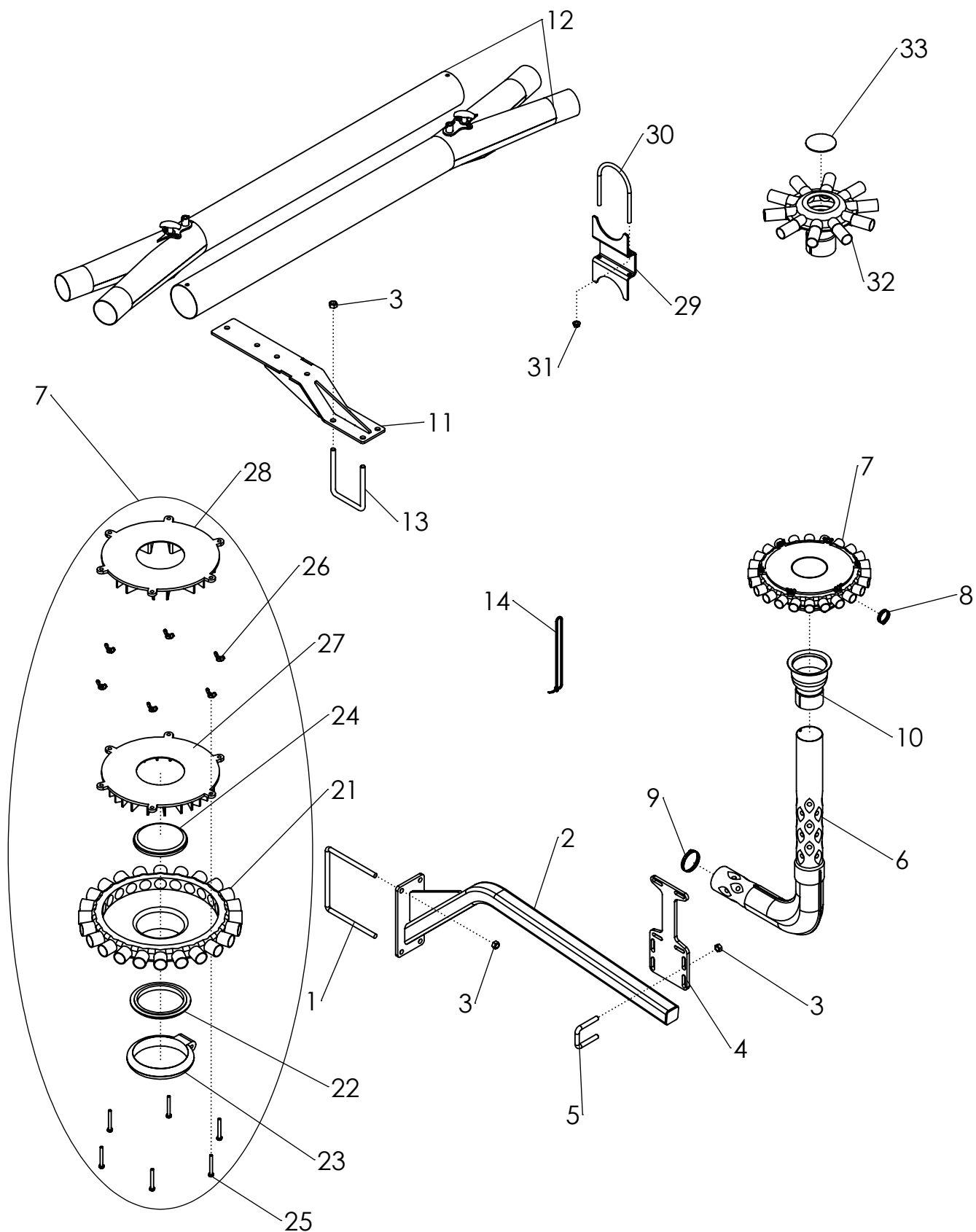
MANIFOLD 40' - 4 ZONE

ITEM	PART NO.	DESCRIPTION	QTY	
			SINGLE	DUAL
1	35780	U-BOLT: .500 X 7.50 X 8 X 7.50 ZP	8	8
2	35772	WLDMT-MANIFOLD MOUNT	4	4
3	1027461	NUT-TOPLOCK: .50 NC GR5 ZP	32	48
4	320168	PLATE-MANIFOLD MOUNT WIDE (SEC)	4	8
5	65658	U-BOLT: .50 X 3 X 2.06 X 3	8	16
6	36159	WLDMT-ELBOW 3.00" PC	4	8
7	NS	ASSY-MANF SEC 16 X 4.00 X 1.25	4	4
8	1026358	CLAMP-HOSE: #16 .081-1.50	128	160
9	344124	CLAMP-3 SPIRAL (POWER-LOCK)	8	16
10	36440	WLDMT-4 X 3 REDUCER W/FLG PC	4	4
11	35707	WLDMT-SPLITTER MOUNT	2	2
		↳ THRU MODEL YEAR 2014		
12	36156	ASSY-FLOW DIVIDER 4.00 X 3.00	2	4
		↳ THRU MODEL YEAR 2014		
13	33856	U-BOLT: .500 X 5.5 X 4 X 5.5	4	4
		↳ THRU MODEL YEAR 2014		
14	1013122	TIE-NYLON CABLE	25	40
15	PA66154	HOSE-FLEX SS 4.00 X 10FT (NOT SHOWN)	2	4
	P320974	HOSE-KANAFLEX 100 URD 4.00 X 10 FT	2	4
		↳ THRU MODEL YEAR 2014		
16	PA34139	CLAMP-TORCTITE SS 4.00 (NOT SHOWN)	4	8
	P320976	CLAMP-4 SPIRAL (POWER-LOCK) (NOT SHOWN)	4	8
		↳ THRU MODEL YEAR 2014		
17	P344119	HOSE-KANAFLEX 100 URD 3.00 BULK (NOT SHOWN)	200'	300'
18	PA65880	HOSE-KANAFLEX 112 1.250 BULK (NOT SHOWN)	500'	800'
19	PA34232	CLAMP-MUFFLER W/SDL 4" ZP (NOT SHOWN)	4	4
		↳ THRU MODEL YEAR 2014		
20	PA36161	CLAMP-MUFFLER W/SDL 3" ZP (NOT SHOWN)	12	24
21	33788	COMP-MANF 24 PORT HEAD W/O LID	4	4
22	33794	COMP-LID DISTRIBUTOR 24/16 (MACH)	4	4
23	33800	FLANGE-COMP MANF CLAMP	4	4
24	33947	RUBBER PAD (SNAP IN) 4.25"	4	4
25	33502	BOLT-HEX: SS M6 X 1.0 X 50	24	24
26	33503	NUT-WING: SS M6 X 1.0	24	24
27	33784	COLLAR-LOCK	4	4
28	33797	COMP-LID DISTRIBUTOR 24/8 (MACH)	4	4
29	67038	PLATE-FLO DIV STAND 4"	-	4
		↳ THRU MODEL YEAR 2014		
30	66889	U-BOLT: RND .38 X 4.00 X 6.00 ZP	-	8
		↳ THRU MODEL YEAR 2014		
21	65720	NUT-FLANGE: .38 NC GR2 ZP	-	16
		↳ THRU MODEL YEAR 2014		
32	36172	ASSY-MANF SEC 8 X 3.00 X 1.25 PC	-	4
33	33946	RUBBER PAD (SNAP IN) 3.25"	-	4
34	34289	CINCH STRAP--VELCRO 1.50 X 24 (NOT SHOWN)	AR	AR
35	33807	EASY CAPS (YELLOW)	32	32



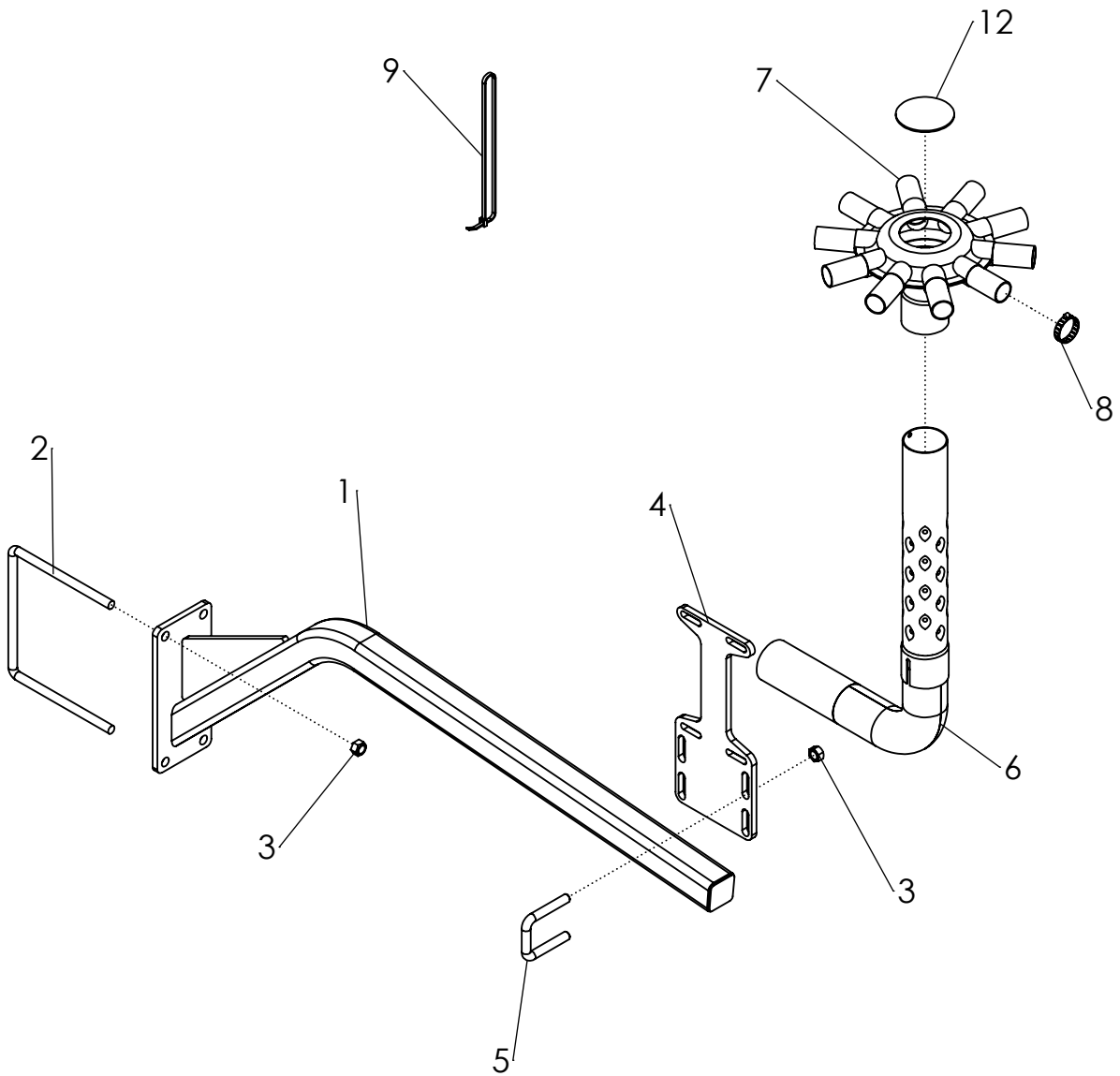
MANIFOLD 40' - 8 ZONE

ITEM	PART NO.	DESCRIPTION	QTY	
			SINGLE	DUAL
1	35772	WLDMT-MANIFOLD MOUNT	8	8
2	35780	U-BOLT: .500 X 7.50 X 8 X 7.50 ZP	16	16
3	1027461	NUT-TOPLOCK: .50 NC GR5 ZP	64	80
4	320168	PLATE-MANIFOLD MOUNT WIDE (SEC)	8	16
5	65658	U-BOLT: .50 X 3 X 2.06 X 3	16	32
6	67524	WLDMT-ELBOW 2.50" SHORT PC	8	16
7	66755	ASSY-MANF SEC 8 X 2.50 X 1.25	8	8
	33921	ASSY-MANF SEC 4 X 2.50 X 1.25	-	8
8	1026358	CLAMP-HOSE: #16 .081-1.50	128	192
9	1013122	TIE, CABLE	30	50
10	PA33531	CLAMP-MUFFLER W/SADDLE (NOT SHOWN)	16	32
11	PA65880	HOSE-KANAFLEX 112 1.25 BULK (NOT SHOWN)	500'	700'
12	33946	RUBBER PAD (SNAP-IN) 3.25"	8	16
13	P344114	HOSE-KANAFLEX 100 URD 2.50 BULK (NOT SHOWN)	200'	400'
14	P344123	CLAMP-2.5 SPIRAL (POWER-LOCK) (NOT SHOWN)	16	32
15	34289	CINCH STRAP--VELCRO 1.50 X 24 (NOT SHOWN)	AR	AR



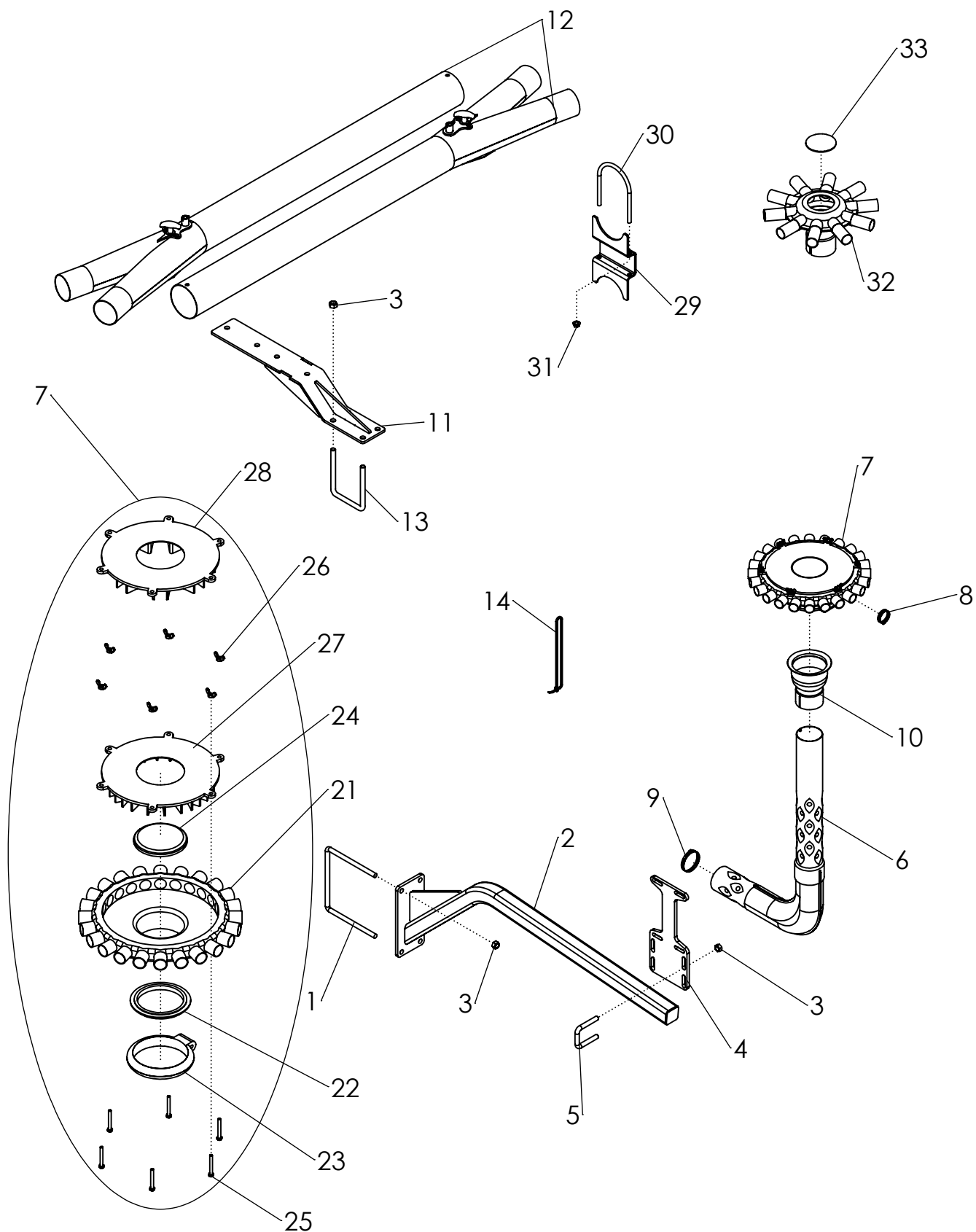
MANIFOLD 50' - 4 ZONE

ITEM	PART NO.	DESCRIPTION	QTY	
			SINGLE	DUAL
1	35780	U-BOLT: .500 X 7.50 X 8 X 7.50 ZP	8	8
2	35772	WLDMT-MANIFOLD MOUNT	4	4
3	1027461	NUT-TOPLOCK: .50 NC GR5 ZP	32	48
4	320168	PLATE-MANIFOLD MOUNT WIDE (SEC)	4	8
5	65658	U-BOLT: .50 X 3 X 2.06 X 3	8	16
6	36437	WLDMT-ELBOW 3.00" DIMPLED PC	4	8
7	NS	ASSY-MANF SEC 20 X 4.00 X 1.25	4	4
8	1026358	CLAMP-HOSE: #16 .081-1.50	160	240
9	344124	CLAMP-3 SPIRAL (POWER-LOCK)	8	16
10	36440	WLDMT-4 X 3 REDUCER W/FLG PC	4	4
11	35707	WLDMT-SPLITTER MOUNT	2	2
		↳THRU MODEL YEAR 2014		
12	36156	ASSY-FLOW DIVIDER 4.00 X 3.00	2	4
		↳THRU MODEL YEAR 2014		
13	33856	U-BOLT: .500 X 5.5 X 4 X 5.5	4	4
		↳THRU MODEL YEAR 2014		
14	1013122	TIE-NYLON CABLE	25	45
15	PA66154	HOSE-FLEX SS 4.00 X 10FT (NOT SHOWN)	2	4
	P320974	HOSE-KANAFLEX 100URD 4.00X10FT (NOTSHOWN)	2	4
		↳THRU MODEL YEAR 2014		
16	PA34139	CLAMP-TORCTITE SS 4.00 (NOT SHOWN)	4	8
	P320976	CLAMP-4 SPIRAL (POWER-LOCK)	4	8
		↳THRU MODEL YEAR 2014		
17	P344119	HOSE-KANAFLEX 100 URD 3.00 BULK (NOT SHOWN)	200'	300'
18	PA65880	HOSE-KANAFLEX 112 1.250 BULK (NOT SHOWN)	600'	900'
19	PA34232	CLAMP-MUFFLER W/SDL 4" ZP (NOT SHOWN)	4	4
		↳THRU MODEL YEAR 2014		
20	PA36161	CLAMP-MUFFLER W/SDL 3" ZP (NOT SHOWN)	12	24
21	33788	COMP-MANF 24 PORT HEAD (W/O LID)	4	4
22	33800	FLANGE-COMP MANF CLAMP	4	4
23	33784	ASSY-COMP MANF LOCK COLLAR	4	4
24	33947	RUBBER PAD (SNAP IN) 4.50	4	4
25	33502	BOLT-HEX: SS M 6 X 1.0 X 50	24	24
26	33503	NUT-WING: SS M6 X 1.0	24	24
27	33793	COMP-LID DISTRIBUTOR 24/20 (MACH)	4	4
28	33796	COMP-LID DISTRIBUTOR 24/10 (MACH)	4	4
29	67038	PLATE-FLO DIV STAND 4"	-	4
		↳THRU MODEL YEAR 2014		
30	66889	U-BOLT: RND .38 X 4.00 X 6.00 ZP	-	8
		↳THRU MODEL YEAR 2014		
31	65720	NUT-FLANGE: .38 NC GR2 ZP	-	16
		↳THRU MODEL YEAR 2014		
32	36322	ASSY-MANF SEC 10 X 3.00 X 1.25 PC	-	4
33	33946	RUBBER PAD (SNAP IN) 3.25"	-	4
34	34289	CINCH STRAP--VELCRO 1.50 X 24 (NOT SHOWN)	AR	AR
35	33807	EASY CAPS (YELLOW)	16	16



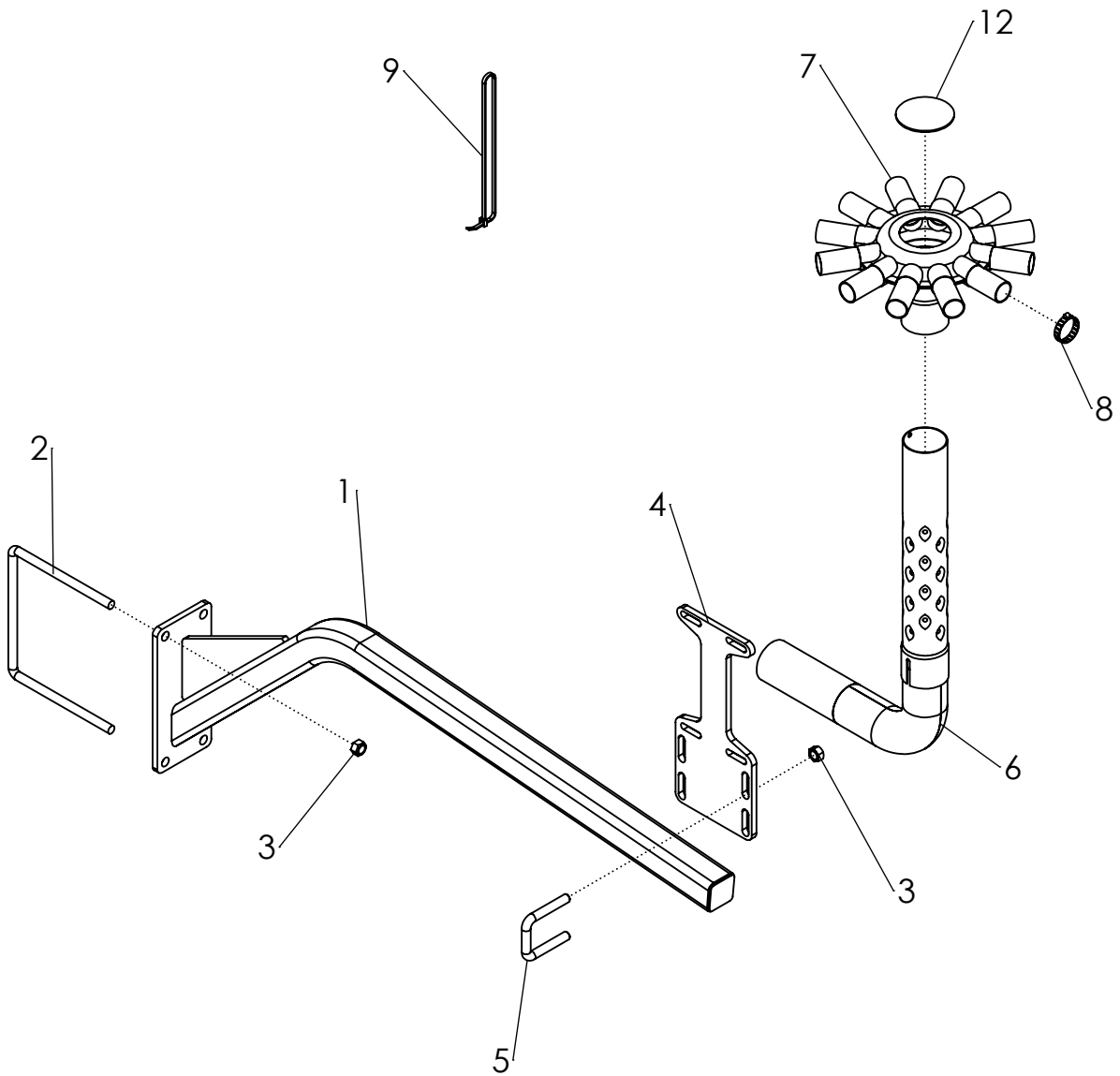
MANIFOLD 50' - 8 ZONE

ITEM	PART NO.	DESCRIPTION	QTY	
			SINGLE	DUAL
1	35772	WLDMT-MANIFOLD MOUNT	8	8
	320033	WLDMT-SEC MNT LONG RH	-	-
	320034	WLDMT-SEC MNT LONG LH	-	-
2	35780	U-BOLT: .500 X 7.50 X 8 X 7.50 ZP	16	16
3	1027461	NUT-TOPLOCK: .50 NC GR5 ZP	64	88
4	320168	PLATE-MANIFOLD MOUNT WIDE (SEC)	8	16
5	65658	U-BOLT: .50 X 3 X 2.06 X 3	16	32
6	67524	WLDMT-ELBOW 2.50" SHORT PC	8	16
7	66760	ASSY-MANF SEC 10 X 2.50 X 1.25	8	8
	33924	ASSY-MANF SEC 5 X 2.50 X 1.25	-	8
8	1026358	CLAMP-HOSE: #16 .081-1.50	160	240
9	1013122	TIE, CABLE	30	50
10	PA33531	CLAMP-MUFFLER W/SADDLE (NOT SHOWN)	24	48
11	PA65880	HOSE-KANAFLEX 112 1.25 (NOT SHOWN)	600'	1000'
12	33946	RUBBER PAD (SNAP IN) 3.25"	8	16
13	P344114	HOSE-KANAFLEX 100 URD 2.50 (NOT SHOWN)	300'	600'
14	P344123	CLAMP-2.5 SPIRAL (POWER-LOCK) (NOT SHOWN)	16	32
15	34289	CINCH STRAP--VELCRO 1.50 X 24 (NOT SHOWN)	AR	AR



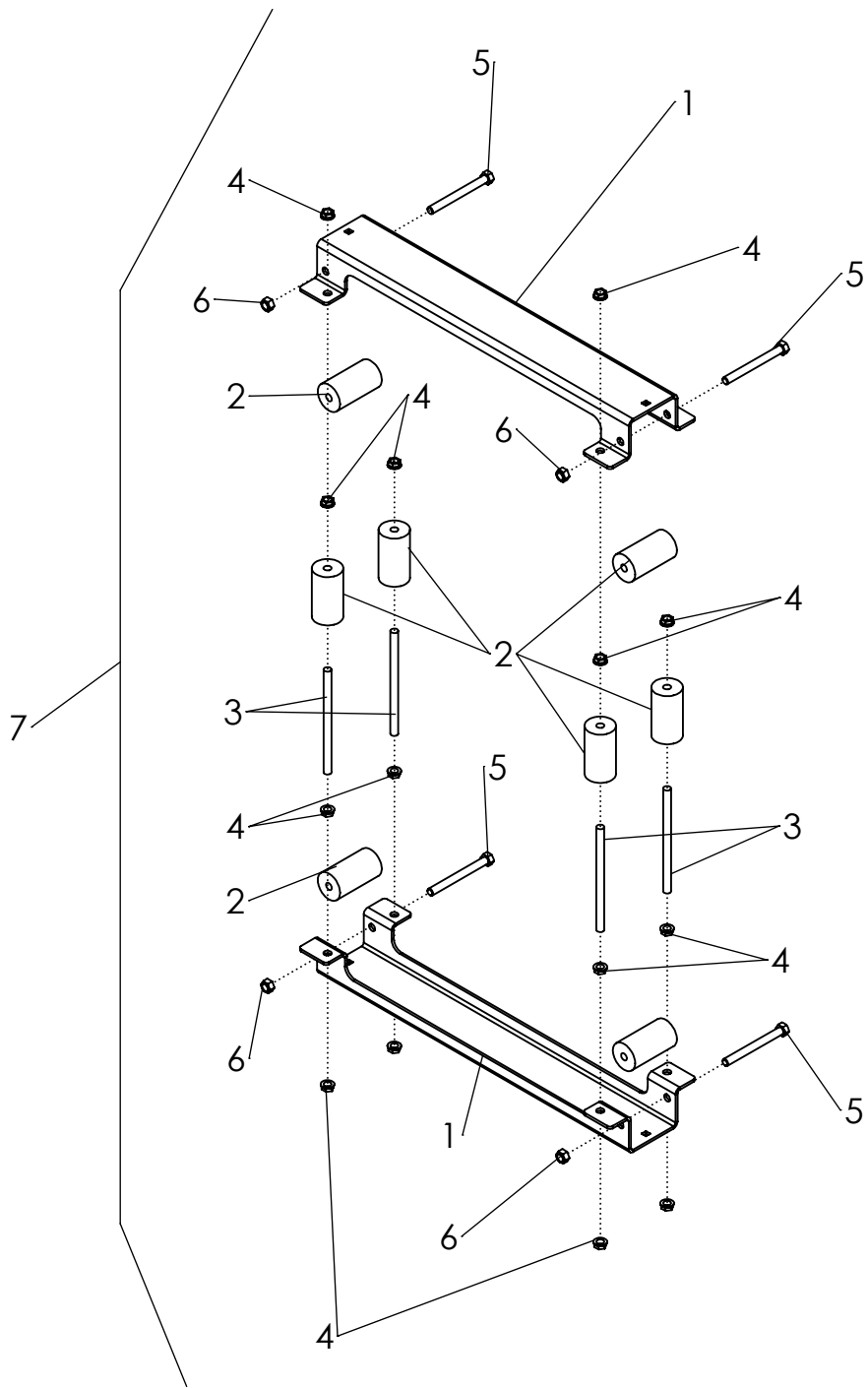
MANIFOLD 60' - 4 ZONE

ITEM	PART NO.	DESCRIPTION	QTY	
			SINGLE	DUAL
1	35780	U-BOLT: .500 X 7.50 X 8 X 7.50 ZP	8	8
2	35772	WLDMT-MANIFOLD MOUNT	4	4
3	1027461	NUT-TOPLOCK: .50 NC GR5 ZP	32	48
4	320168	PLATE-MANIFOLD MOUNT WIDE (SEC)	4	8
5	65658	U-BOLT: .50 X 3 X 2.06 X 3	8	16
6	36437	WLDMT-ELBOW 3.00" DIMPLED PC	4	8
7	NS	ASSY-MANF SEC 20 X 4.00 X 1.25	4	4
8	1026358	CLAMP-HOSE: #16 .081-1.50	192	288
9	344124	CLAMP-3 SPIRAL (POWER-LOCK)	8	16
10	36440	WLDMT-4 X 3 REDUCER W/FLG PC	4	4
11	35707	WLDMT-SPLITTER MOUNT	2	2
		↳THRU MODEL YEAR 2014		
12	36156	ASSY-FLOW DIVIDER 4.00 X 3.00	2	4
		↳THRU MODEL YEAR 2014		
13	33856	U-BOLT: .500 X 5.5 X 4 X 5.5	4	4
		↳THRU MODEL YEAR 2014		
14	1013122	TIE-NYLON CABLE	25	45
15	PA66154	HOSE-FLEX SS 4.00 X 10FT (NOT SHOWN)	2	4
	P320974	HOSE-KANAFLEX 100 URD 4.00 X 10FT (NOT SHOWN)	2	4
		↳THRU MODEL YEAR 2014		
16	PA34139	CLAMP-TORCTITE SS 4.00 (NOT SHOWN)	4	8
	P320976	CLAMP-4 SPIRAL (POWER-LOCK)	4	8
		↳THRU MODEL YEAR 2014		
17	P344119	HOSE-KANAFLEX 100 URD 3.00 BULK (NOT SHOWN)	200'	300'
18	PA65880	HOSE-KANAFLEX 112 1.250 BULK (NOT SHOWN)	700'	1100'
19	PA34232	CLAMP-MUFFLER W/SDL 4" ZP (NOT SHOWN)	4	8
		↳THRU MODEL YEAR 2014		
20	PA36161	CLAMP-MUFFLER W/SDL 3" ZP (NOT SHOWN)	12	24
21	33788	COMP-MANF 24 PORT HEAD (W/O LID)	4	4
22	33800	FLANGE-COMP MANF CLAMP	4	4
23	33784	ASSY-COMP MANF LOCK COLLAR	4	4
24	33947	RUBBER PAD (SNAP IN) 4.50	4	4
25	33502	BOLT-HEX: SS M 6 X 1.0 X 50	24	24
26	33503	NUT-WING: SS M6 X 1.0	24	24
27	33782	COMP-LID DISTRIBUTOR 24/24 (MACH)	4	4
28	33795	COMP-LID DISTRIBUTOR 24/12 (MACH)	4	4
29	67038	PLATE-FLO DIV STAND 4"	-	4
		↳THRU MODEL YEAR 2014		
30	66889	U-BOLT: RND .38 X 4.00 X 6.00 ZP	4	8
		↳THRU MODEL YEAR 2014		
31	65720	NUT-FLANGE: .38 NC GR2 ZP	8	16
		↳THRU MODEL YEAR 2014		
32	36322	ASSY-MANF SEC 10 X 3.00 X 1.25 PC	-	4
33	33946	RUBBER PAD (SNAP IN) 3.25"	-	4
34	34289	CINCH STRAP--VELCRO 1.50 X 24 (NOT SHOWN)	AR	AR



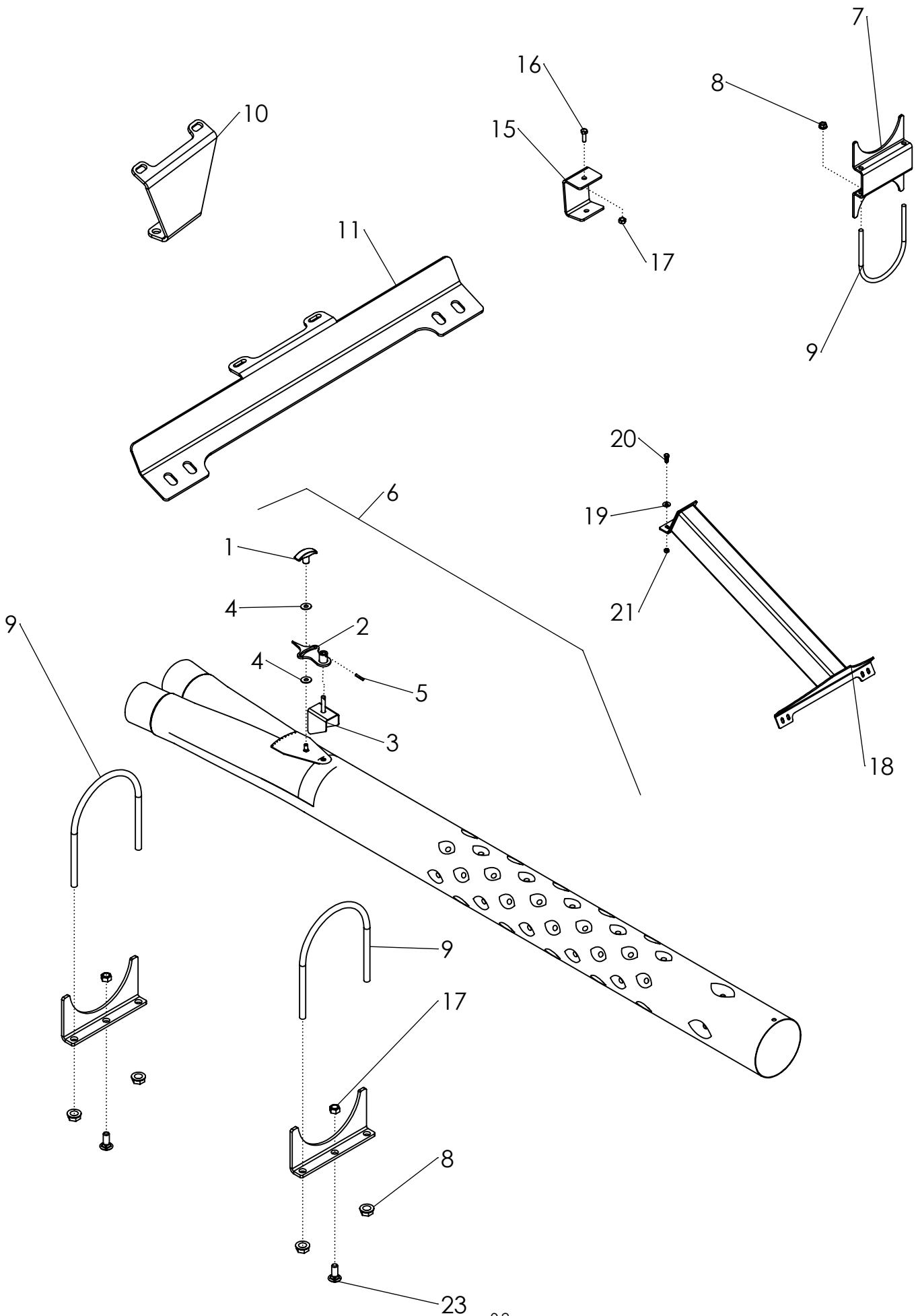
MANIFOLD 60' - 8 ZONE

ITEM	PART NO.	DESCRIPTION	QTY	
			SINGLE	DUAL
1	35772	WLDMT-MANIFOLD MOUNT	8	8
	320033	WLDMT-SEC MNT LONG RH	-	-
	320034	WLDMT-SEC MNT LONG LH	-	-
2	35780	U-BOLT: .500 X 7.50 X 8 X 7.50 ZP	16	16
3	1027461	NUT-TOPLOCK: .50 NC GR5 ZP	64	88
4	320168	PLATE-MANIFOLD MOUNT WIDE (SEC)	8	16
5	65658	U-BOLT: .50 X 3 X 2.06 X 3	16	32
6	67524	WLDMT-ELBOW 2.50" SHORT PC	8	16
7	66836	ASSY-MANF SEC 12 X 2.50 X 1.25	8	8
	66851	ASSY-MANF SEC 6 X 2.50 X 1.25	-	8
8	1026358	CLAMP-HOSE: #16 .081-1.50	192	288
9	1013122	TIE, CABLE	40	60
10	PA33531	CLAMP-MUFFLER W/SADDLE (NOT SHOWN)	24	48
11	PA65880	HOSE-KANAFLEX 112 1.25 (NOT SHOWN)	800'	1200'
12	33946	RUBBER PAD (SNAP IN) 3.25"	8	16
13	P344114	HOSE-KANAFLEX 100 URD 2.50 (NOT SHOWN)	300'	600'
14	P344123	CLAMP-2.5 SPIRAL (POWER-LOCK) (NOT SHOWN)	16	32
15	34289	CINCH STRAP--VELCRO 1.50 X 24 (NOT SHOWN)	AR	AR



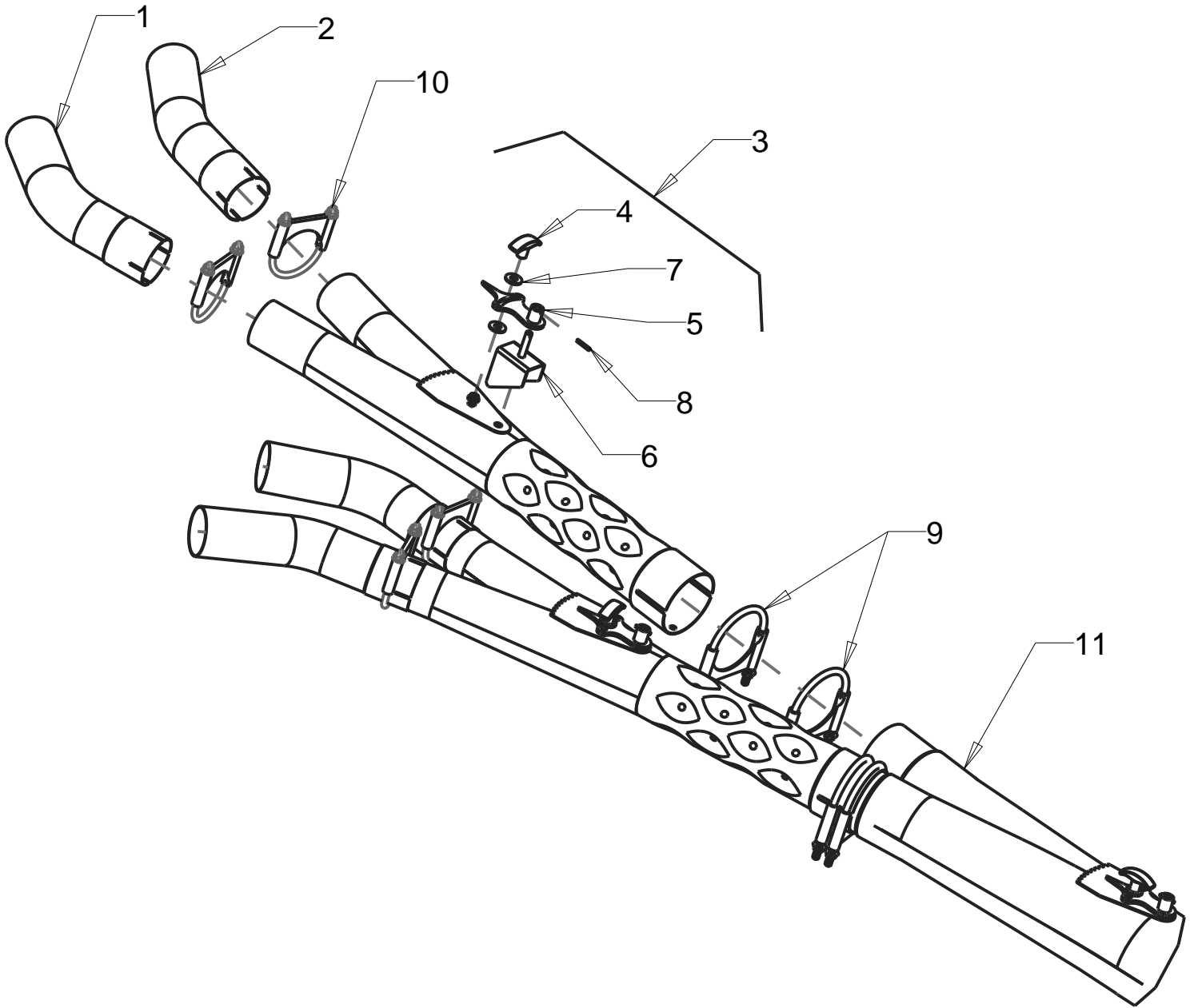
MANIFOLD COMPONENTS - ROLLING MOUNT

ITEM	PART NO.	DESCRIPTION	QTY
1	67555	PLATE-ROLLING MOUNT	2
2	66142	ROLLER-HORIZONTAL & VERTICAL	8
3	66468	ROD-THREADED .50 X 8.00 ZP	4
4	1032506	NUT-FLANGE: .50 NC GR5 ZP	16
5	1011618	BOLT-HEX: .50 X 5.00 NC GR5 ZP	4
6	1027461	NUT-TOPLOCK: .50 NC GR5 ZP	10
7	320665	ASSY-ROLLING MNT GEN (NO CLAMPS)	1



MANIFOLD COMPONENTS - MAIN SPLITTER

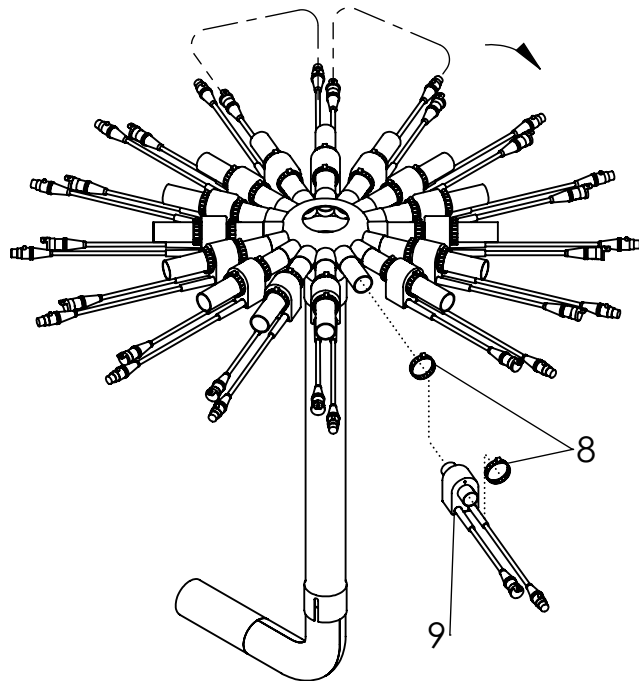
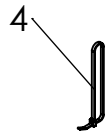

ITEM	PART NO.	DESCRIPTION	QTY
1	65983	GRIP-ADJUSTER	1
2	66114	WLDMT-MANIFOLD POINTER	1
3	66166	WLDMT-MANIFOLD DEFLECTOR ZP	1
4	1011828	WASHER-FLAT .38 ZP	2
5	1025601	PIN-ROLL	1
6	66145	ASSY-FLOW DIVIDER 5 X 4 LONG	1
	66876	ASSY-FLOW DIVIDER 6 X 4	
7	66931	PLATE-FLO DIV STAND 5"	2
	320218	PLATE-FLO DIV STAND 6"	
8	65720	NUT-FLANGE: .38 NC GR2 ZP	8
9	1033298	U-BOLT: RND .38 X 5.00 X 6.63 ZP	4
	320459	U-BOLT: RND .38 X 6.00 X 7.63 ZP	
10	320457	MOUNT-SPLITTER REAR MAIN	1
11	320458	MOUNT-SPLITTER FRONT MAIN	1
12	66964	CLAMP-MUFFLER W/SADDLE 6" ZP (NOT SHOWN)	
13	PA36154	CLAMP-5" SPIRAL (POWER-LOCK) (NOT SHOWN)	2
	PA36155	CLAMP-6" SPIRAL (POWER-LOCK) (NOT SHOWN)	
14	PA34845	HOSE-URE 5.00 X 12.5FT (FRH ONLY) (NOT SHOWN)	1
	P320466	HOSE-URE 6.00 X 12.5FT (FRH ONLY) (NOT SHOWN)	
	P330392	HOSE-KANAFLEX 100 URD 6.00 X 9 FT (NOT SHOWN)	
15	320299	PLATE-ROLLING MNT SHIM	2
16	1011598	BOLT-HEX: .31 X 1.00 NC GR5 ZP	2
17	1016999	NUT-TOPLOCK: .38 NC GR5 ZP	2
18	35880	WLDMT-FLOW DIV MOUNT (FRH ONLY)	1
19	1014443	WASHER-FLAT: .50 ZP	6
20	1011606	BOLT-HEX: .50 X 1.25 NC GR5 ZP	6
21	1027461	NUT-TOPLOCK: .50 NC GR5 ZP	10
22	67056	PLATE-MUFFLER SADDLE 5" PC	2
	320467	PLATE-MUFFLER SADDLE 6"	2
23	59488	BOLT-CRG: .38 NC GR5 ZP	2



M5163-A

Manifold Components-Main Splitter

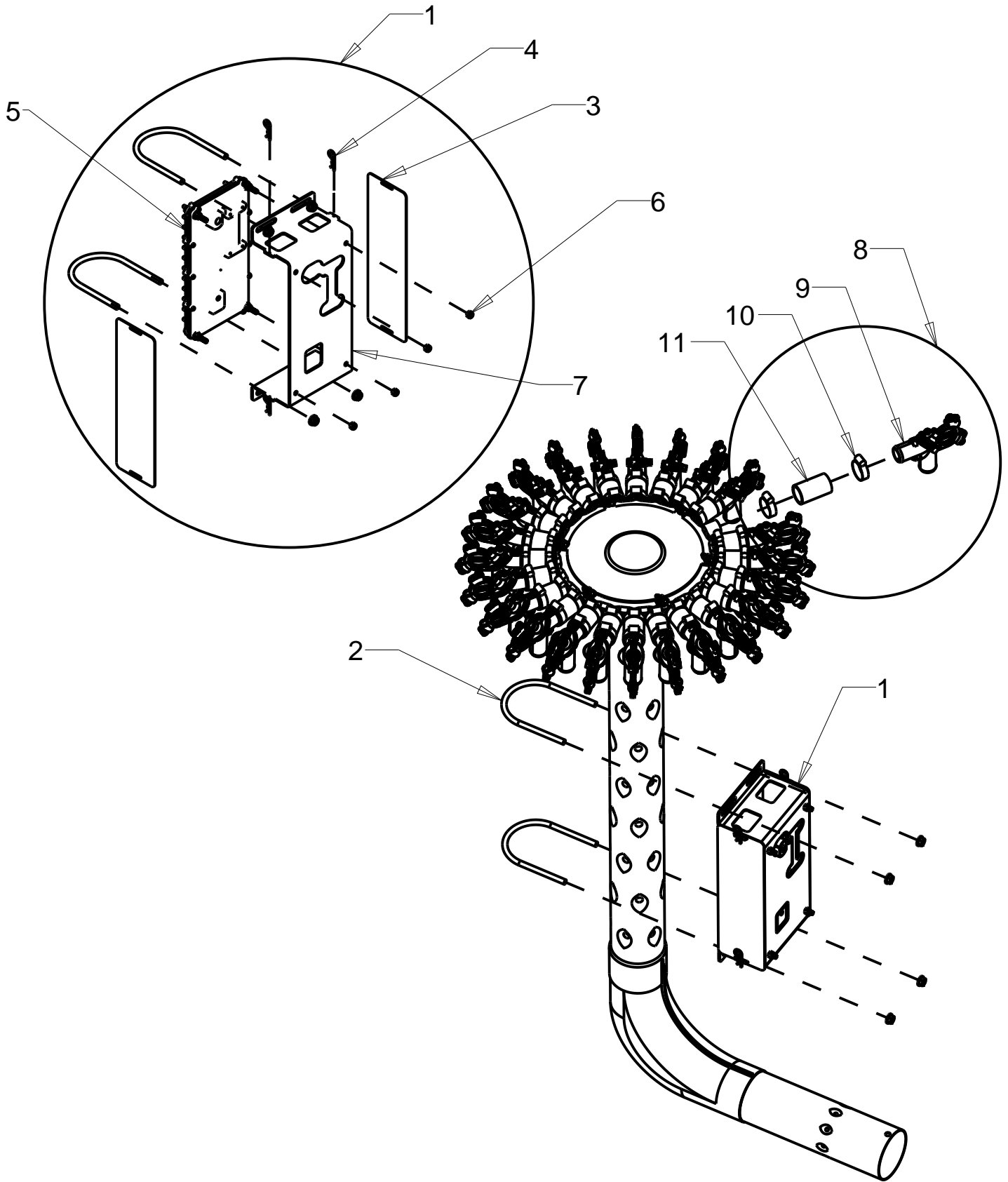
ITEM	PART NO.	DESCRIPTION	QTY
1	320469	ELBOW-3.00 DIA X 45° (EXP)	2
2	320686	ELBOW-3.00 DIA X 30° (EXP)	2
3	321673	ASSY-FLOW DIVIDER 4.00 X 3.00	2
4	65983	GRIP-ADJUSTER	3
5	66114	WLDMT-MANIFOLD POINTER	3
6	66166	WLDMT-MANIFOLD DEFLECTOR ZP	3
7	1011828	WASHER-FLAT .38 ZP	6
8	1025601	PIN-ROLL	3
9	34232	CLAMP-MUFFLER W/ SADDLE 4" ZP	4
10	36161	CLAMP-MUFFLER W/ SADDLE 3" ZP	4
11	66876	ASSY-FLOW DIVIDER 6.00 X 4.00	1
	66145	ASSY-FLOW DIVIDER 5.00 X 4.00	



MANIFOLD BLOCKAGE OPTIONS

VERSION 1

ITEM	PART NO.	DESCRIPTION	QTY
ZONE BLOCKAGE (STANDARD MANIFOLD KIT)			40-50-60
1	33689	SENSOR-POPULATION ART 1.25"	AR
	33687	SENSOR-POPULATION ART 1.00"	
2	33718	CABLE-SENSOR LOOP 20 FT (NOT SHOWN)	AR
3	1026358	CLAMP-HOSE: #16 0.81-1.50	AR
4	65378	TIE-NYLON CABLE 50# X 11.75"	AR
5	33715	CABLE-SENSOR LOOP 2 FT (NOT SHOWN)	AR
6	33716	CABLE-SENSOR LOOP 4 FT (NOT SHOWN)	AR
7	33717	CABLE-SENSOR LOOP 10 FT (NOT SHOWN)	AR
ALL-RUN BLOCKAGE (STANDARD MANIFOLD KIT)			40-50-60
8	1026538	CLAMP-HOSE: #16 0.81-1.50	AR
9	33689	SENSOR-POPULATION ART 1.25"	AR
10	33715	CABLE-SENSOR LOOP 2 FT (NOT SHOWN)	AR
11	33716	CABLE-SENSOR LOOP 4 FT (NOT SHOWN)	AR
12	33717	CABLE-SENSOR LOOP 10 FT (NOT SHOWN)	AR
13	33718	CABLE-SENSOR LOOP 20 FT (NOT SHOWN)	AR

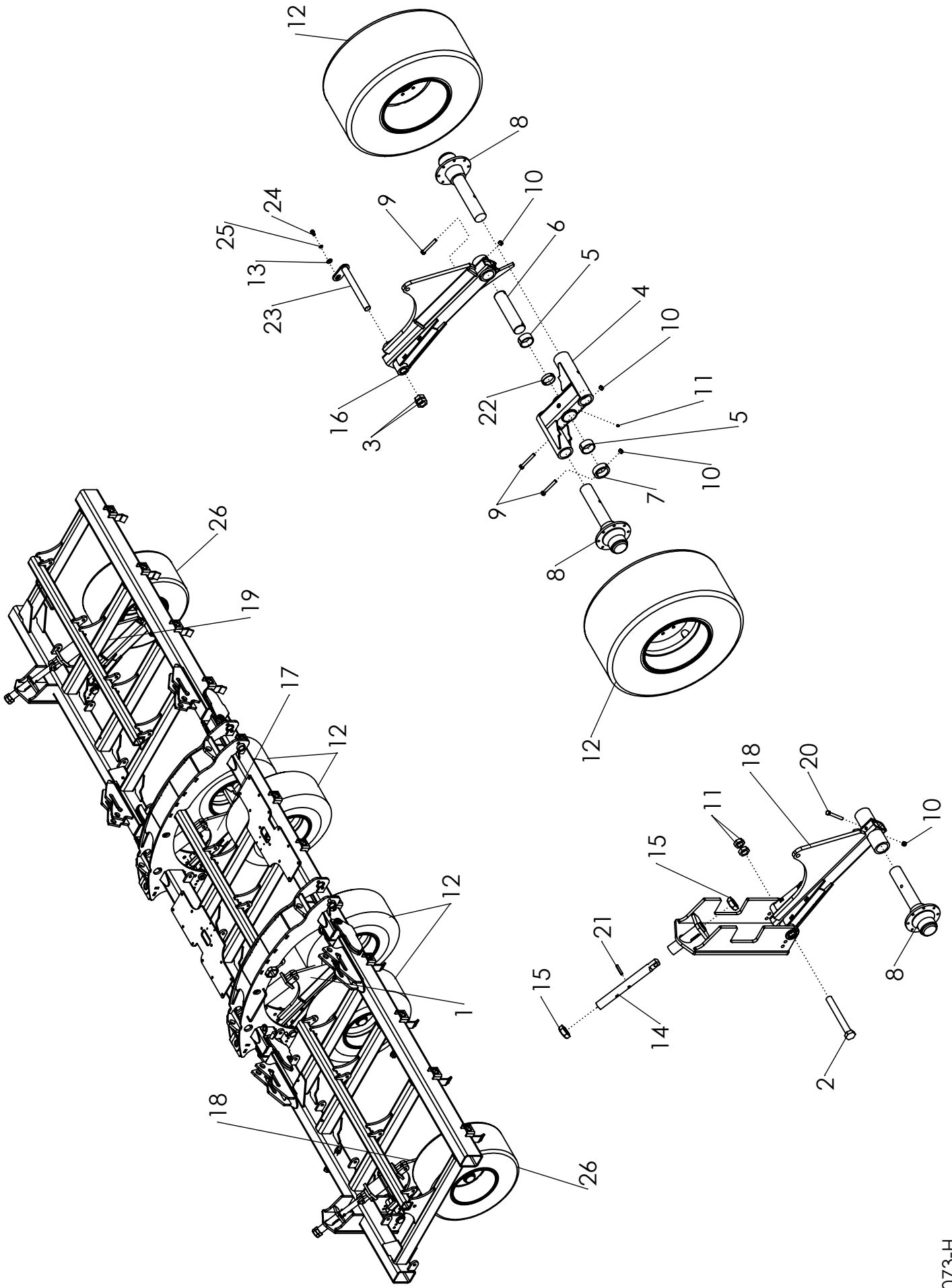


M5150-C

WIRELESS BLOCKAGE

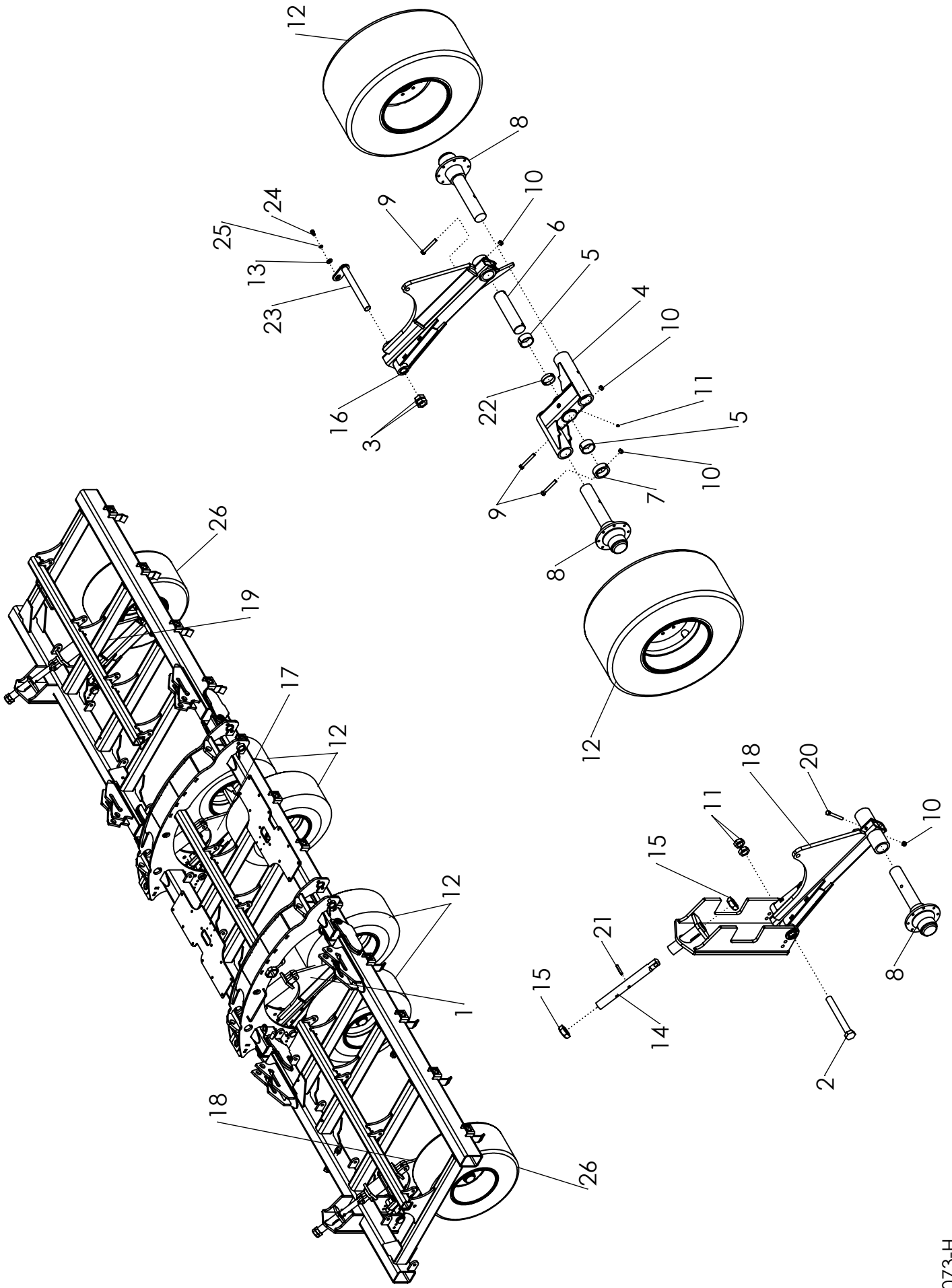
VERSION 2

ITEM	PART NO.	DESCRIPTION	QTY
1	NS	ASSY-BLOCKAGE ECU	1
2	PA33531	CLAMP-MUFFLER W/ SADDLE 2.5"	2
	PA36161	CLAMP-MUFFLER W/ SADDLE 3"	
	PA34232	CLAMP-MUFFLER W/SADDLE 4"	
3	P320758	BRKT-WBM ECU SHIELD	2
4	65380	PIN-HAIR: .109 X 1.63 ZP	4
5	P320760	MODULE-WBM 24 PORT	1
6	1013240	NUT-NYLOCK 1/4-20NC 5Z	4
7	P320759	BRAKT-WBM ECU MOUNT	1
8	P320260	ASSY-WBM SENSOR 1.25"	24
9	NS	SENSOR-WBM 1.25"	1
10	1026358	CLAMP-HOSE: #16 0.81-1.50	1
11	NS	HOSE-KANAFLEX 112 1.25 X 2.5	1
12	P320761	MODULE-ACCESS POINT (NOT SHOWN)	
13	P320762	CABLE-ACCESS POINT PWR (NOT SHOWN)	
14	P320597	HARNESS-WBM MANIFOLD ONE HEAD (NOT SHOWN)	
15	P320596	HARNESS-WBM MANIFOLD TWO HEAD (NOT SHOWN)	
16	P320648	HARNESS-WBM MANIFOLD THREE HEAD (NOT SHOWN)	
17	P320626	HARNESS-WBM MANIFOLD FOUR HEAD (NOT SHOWN)	
18	P320627	HARNESS-WBM DUAL SHOOT JUMPER (NOT SHOWN)	



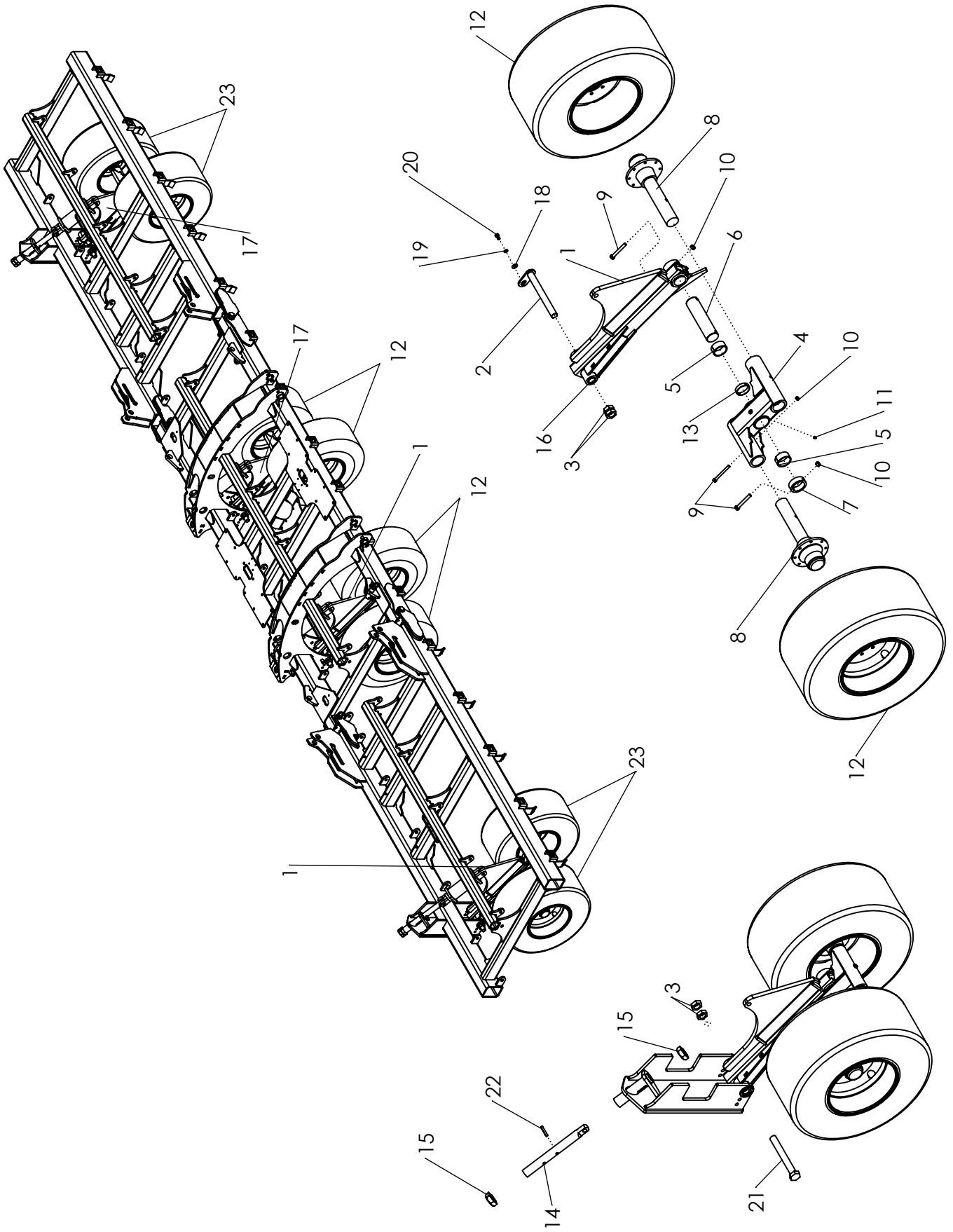
LIFT WHEEL ASSEMBLY 30'

ITEM	PART NO.	DESCRIPTION	QTY
1	35417	WLDMT-LIFT WHEEL MAIN LH	1
2	PA35055	BOLT-HEX: 1.50 X12.375 UNC GR5 ZP	2
3	66504	NUT-JAM: 1.50 NC GR8 YZP	8
4	33480	WLDMT-WALKING BEAM	2
5	P321691	SPLIT BUSHING, WALK BEAM	8
6	PA33486	SHAFT, WALK BEAM	2
7	PA33361	COLLAR, WALK BEAM	2
8	P320486	HUB & SPINDLE, LIFT DRILL	6
9	321721	BLT-HEX 5/8-11NC X 4.5 L9 YZP	8
10	59316	NUT-CENTERLOCK: .63 NC GR5 ZP	10
11	1030766	ZERK-GREASE: .13 NPT	12
12	NS	TIRE-36X16-17.5 14 PLY FS DUPLEX I-1 ↳THRU MODEL YEAR 2011	4
	PA34471	WHEEL--10.5 x 17.5 W/HOLE (BLACK) ↳THRU MODEL YEAR 2011	4
12	NS	TIRE-440/55R18IMP 159A8/B TL (GY) ↳MODEL YEARS 2012 & UP	4
	P320383	WHEEL-14 X 18" W/HOLE (BLACK) ↳MODEL YEARS 2012 & UP	4
13	1014443	WASHER-FLAT: .50 ZP	2
14	PA34383	SCREW-LEVELER SDD	2
15	PA66503	NUT-JAM: 2.00 NC GR8 YZP	4
16	33489	BUSHING-SPLIT 2.0 OD X 1.5 ID X 1.5	8
17	35409	WLDMT-LIFT WHEEL MAIN RH	2
18	35485	WLDMT-OUTER WING STRUT LH	1
19	35487	WLDMT-OUTER WING STRUT RH	1
20	320324	BOLT-HEX: .63 X 5.50 NC GR8 ZP	2
21	36287	PIN-ROLL: .50 X 3.00 ZP	2
22	PA36280	SPACER-SDD WALKBEAM BEARING	2
23	PA36055	WLDMT-PIN W/FLAG 14 X 1.5 ZP	2
24	1011096	BOLT-HEX: .50 X 1.00 NC GR5 P	2
25	1011581	WASHER-LOCK: .50 ZP	2



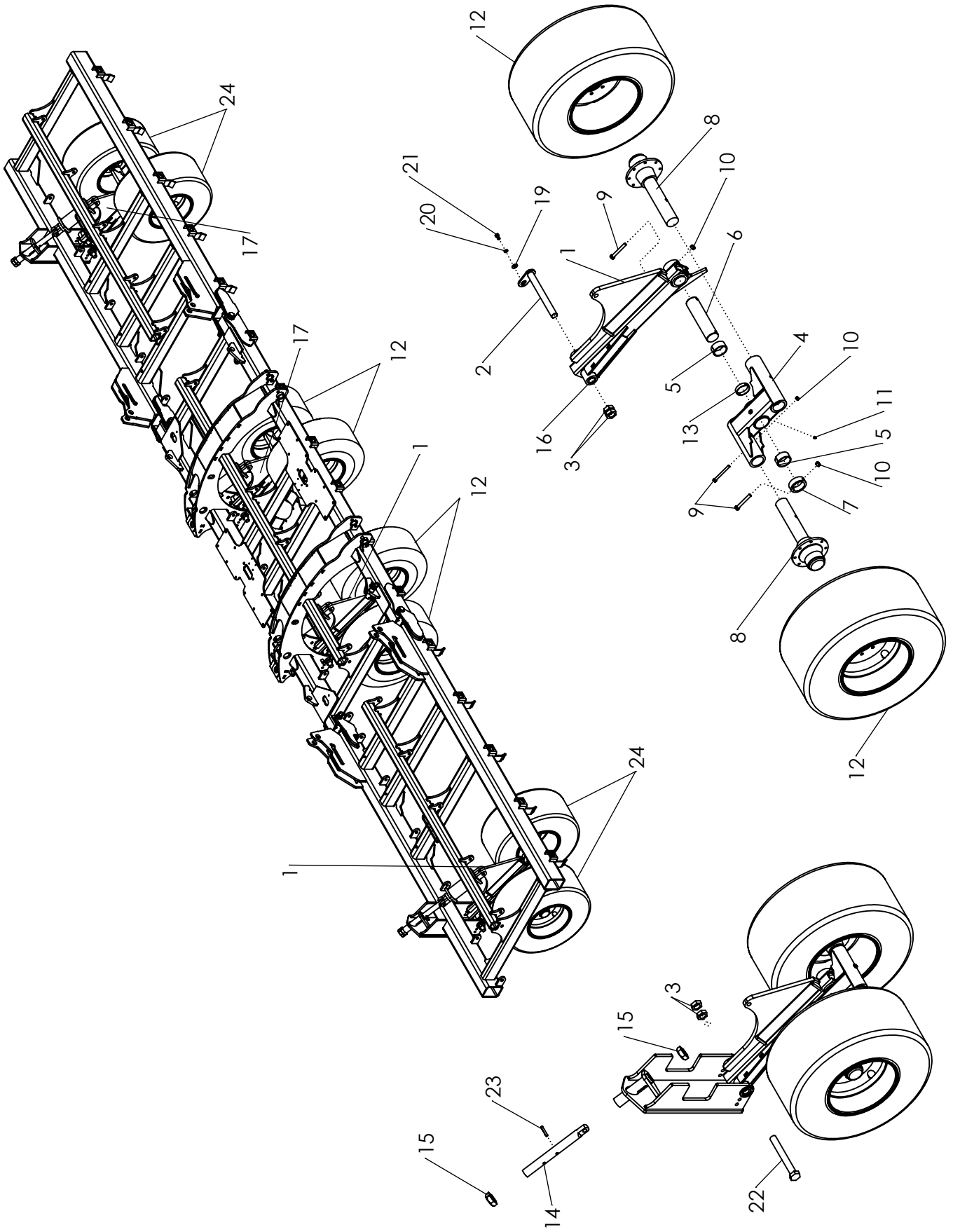
LIFT WHEEL ASSEMBLY 30'

ITEM	PART NO.	DESCRIPTION	QTY
26	NS	TIRE-36X16-17.5 8 PLY FS 8PLY DUPLEX I-1 ↳THRU MODEL YEAR 2011 ↳MODEL YEAR 2013 THRU SN 463753	2
	P34471	WHEEL-10.5 X 17.5 W/HOLE (BLACK) ↳THRU MODEL YEAR 2011 ↳MODEL YEAR 2013 THRU SN 463753	2
26	NS	TIRE-440/55R18IMP 159A8/B TL ↳MODEL YEAR 2012	2
	P320383	WHEEL-14 X 18" W/HOLE (BLACK) ↳MODEL YEAR 2012	2
26	NS	TIRE-440/55R18IMP 137A8/B TL ↳SN 463754 & UP	2
	P320383	WHEEL-14 X 18" W/HOLE (BLACK) ↳SN 463754 & UP	2



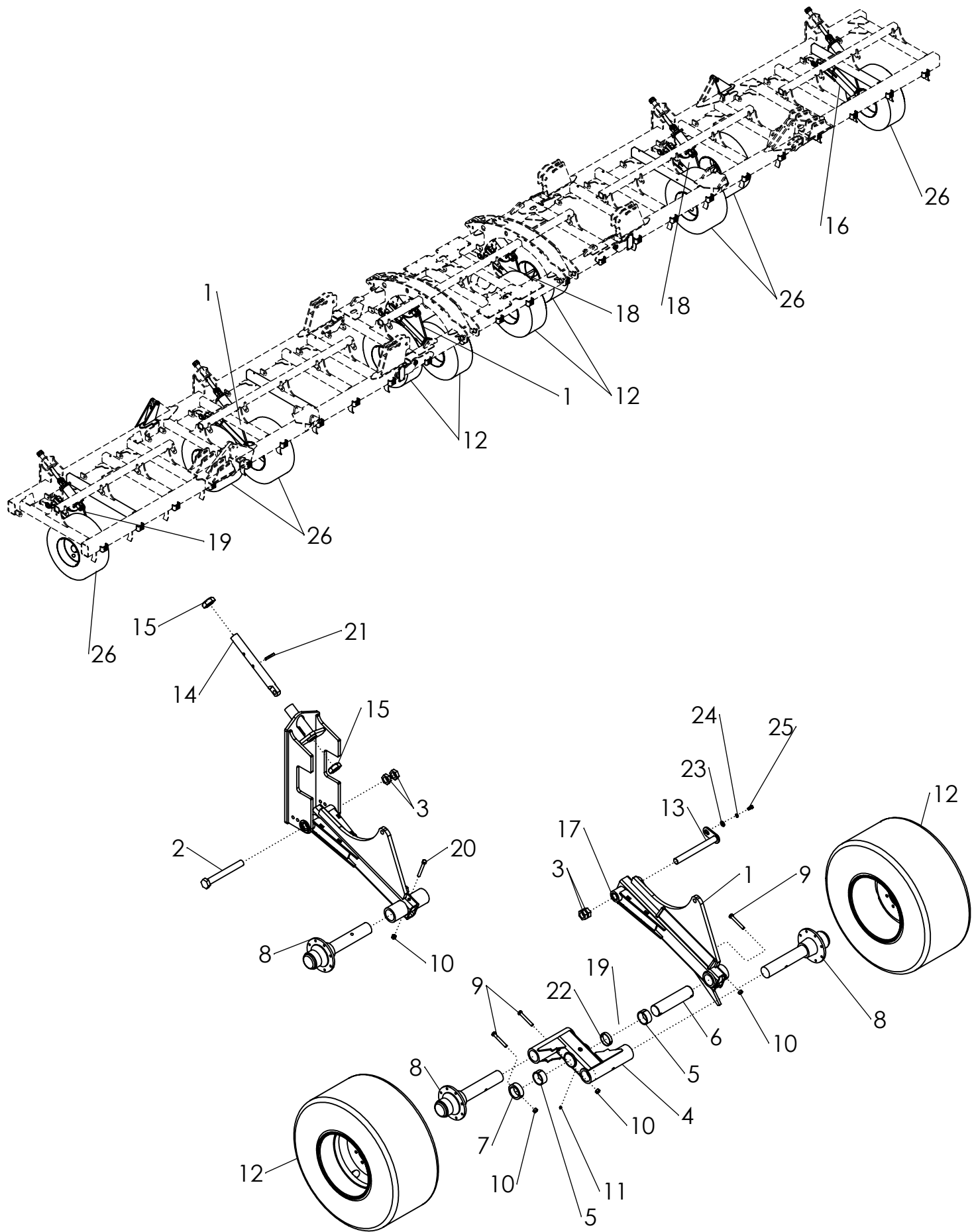
LIFT WHEEL ASSEMBLY 40'

ITEM	PART NO.	DESCRIPTION	QTY
1	35417	WLDMT-LIFT WHEEL MAIN LH	2
2	PA36055	WLDMT-PIN W/FLAG 14 X 1.5 ZP	4
3	66504	NUT-JAM: 1.50 NC GR8 YZP	8
4	33480	WLDMT-WALKING BEAM	4
5	P321691	SPLIT BUSHING, WALK BEAM	8
6	PA33486	SHAFT, WALK BEAM	4
7	PA33361	COLLAR, WALK BEAM	4
8	P320486	HUB & SPINDLE, LIFT DRILL	8
9	321721	BLT-HEX 5/8- 11NC X 4.5 L9 YZP	16
10	59316	NUT-CENTERLOCK: .63 NC GR5 ZP	16
11	1030883	ZERK-GREASE: .31 UNF STRAIGHT	16
12	NS	TIRE-36 X 17.5 14 PLY FS DUPLEX I-1	4
		↳THRU MODEL YEAR 2011	
	P34471	WHEEL- 10.5 X 17.5 W/HOLE (BLACK)	4
		↳THRU MODEL YEAR 2011	
12	NS	TIRE-440/55R18IMP 159A8/B TL (GY)	4
		↳MODEL YEAR 2012 AND UP	
	P320383	WHEEL-14 X 18" W/HOLE (BLACK)	4
		↳MODEL YEAR 2012 AND UP	
13	PA36280	SPACER-SDD WALKBEAM BEARING	4
14	PA34383	SCREW-LEVELER SDD	2
15	PA66503	NUT-JAM: 2.00 NC GR8 YZP	4
16	33489	BUSHING-SPLIT 2.0 OD X 1.5 ID X 1.5	8
17	35409	WLDMT-LIFT WHEEL MAIN RH	2
18	1014443	WASHER-FLAT: .50 ZP	2
19	1011581	WASHER-LOCK: .50 ZP	2
20	1011096	BOLT-HEX: .50 X 1.00 NC GR5 ZP	2
21	PA35055	BOLT-HEX: 1.50 X 12.38 SPECIAL	2
22	36287	PIN-ROLL: .50 X 3.00 ZP	2



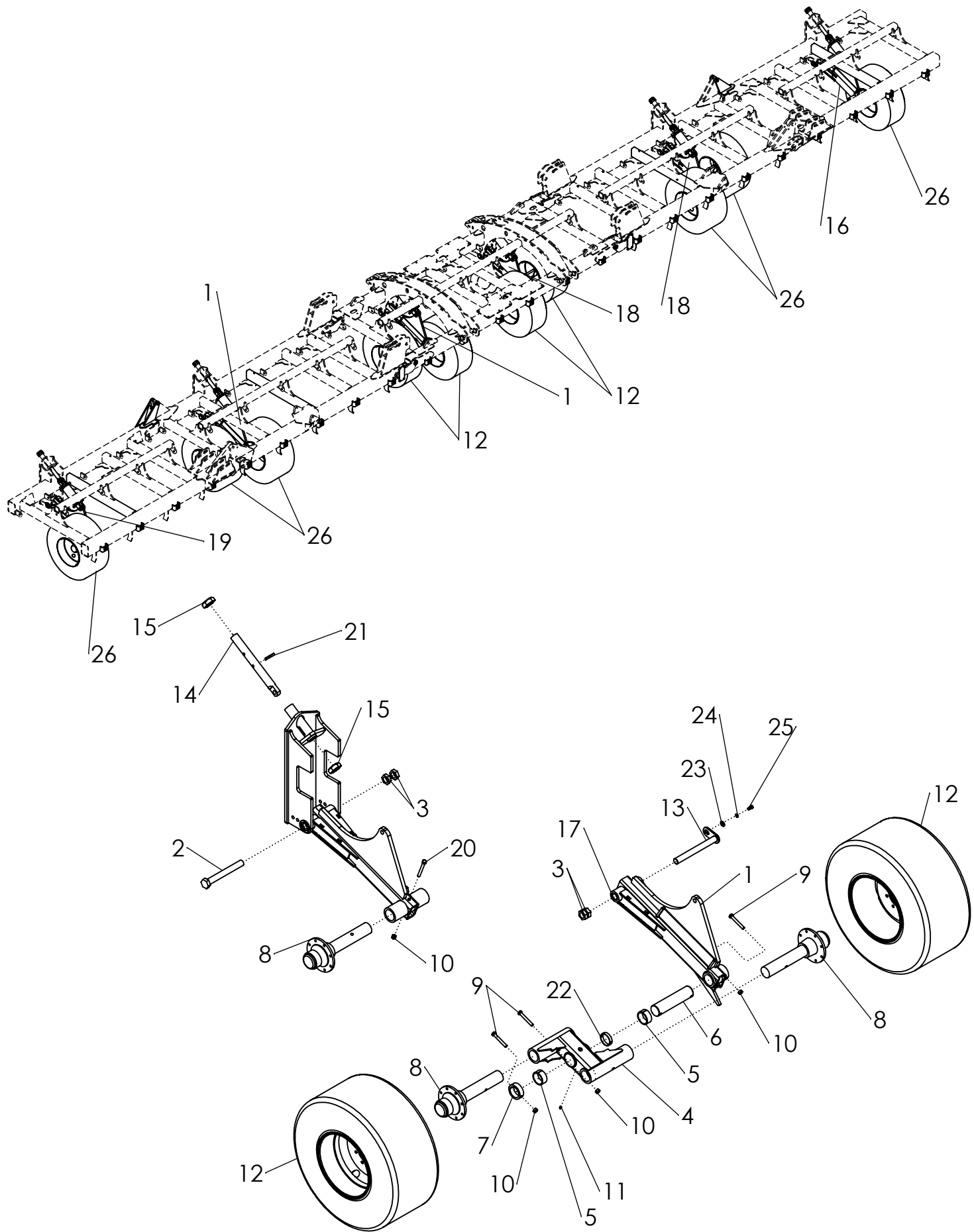
LIFT WHEEL ASSEMBLY 40'

ITEM	PART NO.	DESCRIPTION	QTY
23	NS	TIRE-36X16-17.5 8 PLY FS DUPLEX I-1 ↳THRU MODEL YEAR 2011 ↳MODEL YEAR 2013 THRU SN 463753	4
	P34471	WHEEL-10.5 X 17.5 W/HOLE (BLACK) ↳THRU MODEL YEAR 2011 ↳MODEL YEAR 2013 THRU SN 463753	4
23	NS	TIRE-440/55R18IMP 159A8/B TL ↳MODEL YEAR 2012	4
	P320383	WHEEL-14 X 18" W/HOLE (BLACK) ↳MODEL YEAR 2012	4
23	NS	TIRE-440/55R18IMP 137A8/B TL ↳SN 463754 & UP	4
	P320383	WHEEL-14 X 18" W/HOLE (BLACK) ↳SN 463754 & UP	4



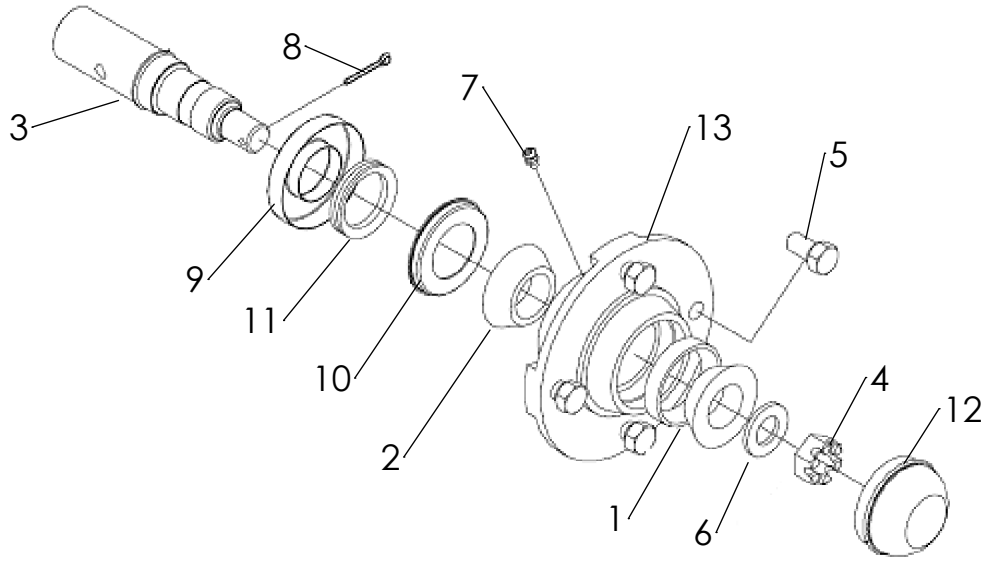
LIFT WHEEL ASSEMBLY 50' & 60'

ITEM	PART NO.	DESCRIPTION	QTY
1	35417	WLDMT-LIFT WHEEL MAIN LH	2
2	PA35055	BOLT-HEX: 1.50 X12.375 UNC GR5 ZP	4
3	66504	NUT-JAM: 1.50 NC GR8 YZP	12
4	33480	WLDMT-WALKING BEAM	4
5	P321651	SPLIT BUSHING, WALK BEAM	8
6	PA33486	SHAFT, WALK BEAM	4
7	PA33361	COLLAR, WALK BEAM	4
8	P320486	HUB & SPINDLE, LIFT DRILL	10
9	321721	BLT-HEX 5/8-11NC X 4.5 L9 YZP	16
10	59316	NUT-CENTERLOCK: .50 NC GR5 ZP	18
11	1030883	ZERK-GREASE: .31 UNF STRAIGHT	16
12	NS	TIRE-36X17.5 14 PLY FS DUPLEX I-1 ↳THRU MODEL YEAR 2011	4
	P34471	WHEEL-10.5 X 17.5 W/HOLE (BLACK) ↳THRU MODEL YEAR 2011	4
12	NS	TIRE-440/55R18IMP 159A8/B TL (GY) ↳MODEL YEAR 2012 & UP	4
	P320383	WHEEL-14 X 18" W/HOLE (BLACK) ↳MODEL YEAR 2012 & UP	4
13	PA36055	WLDMT-PIN W/FLAG 14 X 1.5 ZP	2
14	PA34383	SCREW-LEVELER TDD	4
15	PA66503	NUT-JAM: 2.00 NC GR8 YZP	8
16	35487	WLDMT-OUTER WING STRUT RH	1
17	33489	BUSHING-SPLIT 2.0 OD X 1.5 ID X 1.5	
18	35409	WLDMT-LIFT WHEEL MAIN RH	2
19	35485	WLDMT-OUTER WING STRUT LH	1
20	320324	BOLT-HEX: .63 X 5.50 NC GR8 ZP	2
21	36287	PIN-ROLL: .50 X 3.00 ZP	4
22	PA36280	SPACER-SDD WALKBEAM BEARING	4
23	1014443	WASHER-FLAT: .50 ZP	2
24	1011581	WASHER-LOCK: .50 ZP	2
25	1011096	BOLT-HEX: .50 X 1.00 NC GR5 ZP	2



LIFT WHEEL ASSEMBLY 50' & 60'

ITEM	PART NO.	DESCRIPTION	QTY
26	NS	TIRE-36X16-17.5 8 PLY FS DUPLEX I-1 ↳THRU MODEL YEAR 2011 ↳MODEL YEAR 2013 THRU SN 463753	6
	P34471	WHEEL-10.5 X 17.5 W/HOLE (BLACK) ↳THRU MODEL YEAR 2011 ↳MODEL YEAR 2013 THRU SN 463753	6
26	NS	TIRE- 440/55R18IMP 159A8/B TL ↳MODEL YEAR 2012	6
	P320383	WHEEL-14 X 18" W/HOLE (BLACK) ↳MODEL YEAR 2012	6
26	NS	TIRE- 440/55R18IMP 137A8/B TL ↳SN 463754 &UP	6
	P320383	WHEEL-14 X 18" W/HOLE (BLACK) ↳SN 463754 &UP	6

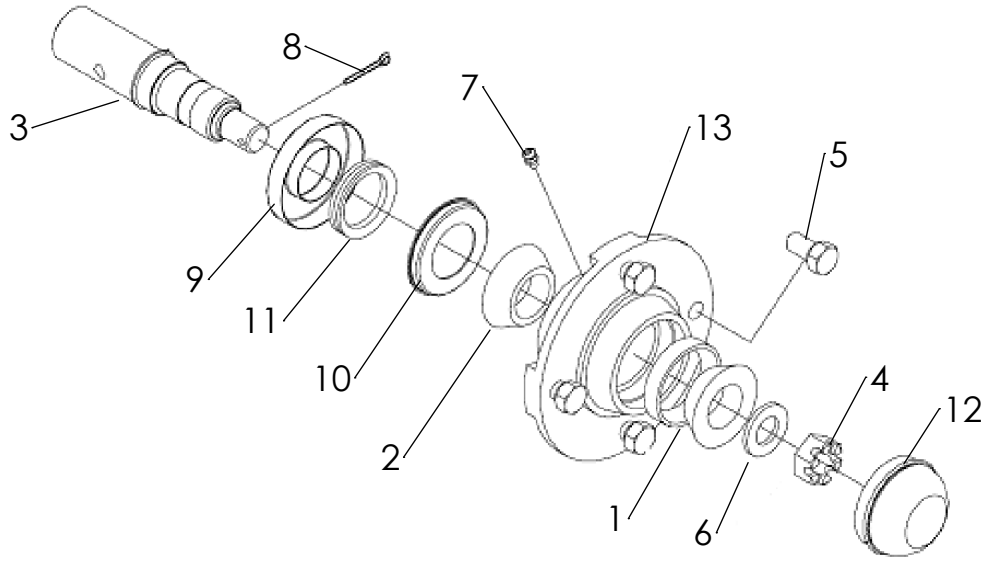


M5099-A

HUB AND SPINDLE ASSY P243985

SN: 463099 & LOWER

ITEM	PART NO.	DESCRIPTION	QTY
1	1012360	CUP-BEARING	2
2	52245	CONE-BEARING	2
3	244585	SPINDLE-PACKER (Ø1.5)	1
4	34575	NUT-HEX: SLOT .875 NF GR2 NP	1
5	34927	BOLT-WHEEL LUG .50-20UNF X .75	4
6	1012634	WASHER-FLAT: SAE .75 ZP	1
7	1011748	ZERK-GREASE: .25UNF STRAIGHT	1
8	35128	PIN-COTTER: .19 X 1.50 NP	1
9	33555	SEAL-RETAINER (Ø1.5)	1
10	33556	SEAL-COUNTERFACE (Ø1.5)	1
11	33557	SEAL-V (Ø1.5)	1
12	33879	CAP-DUST	1
13	34545-1	HUB W/CUPS INCLUDES ITEM 1	1

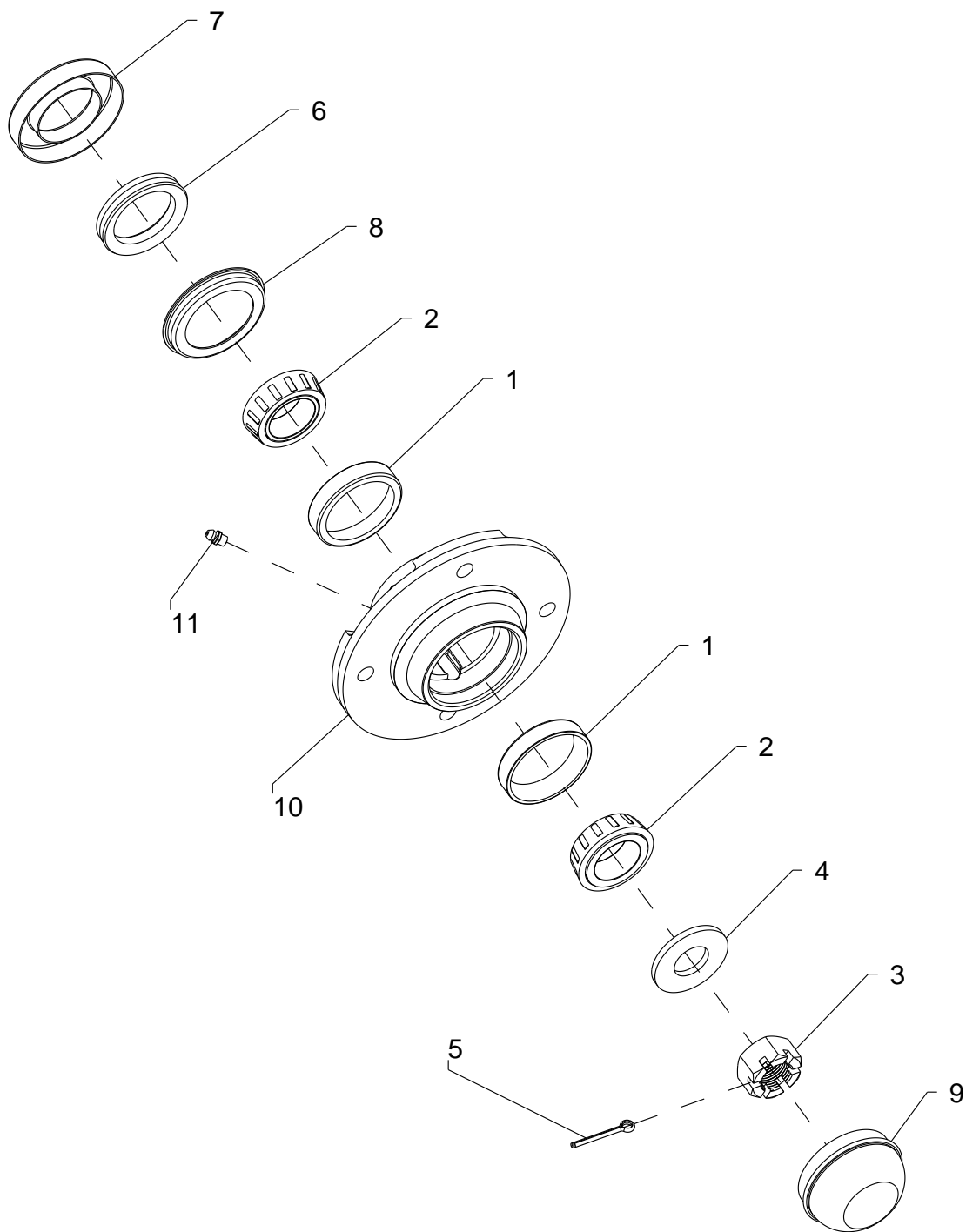


M5164-B

HUB AND SPINDLE ASSY P354054

SN: 463099 & UP

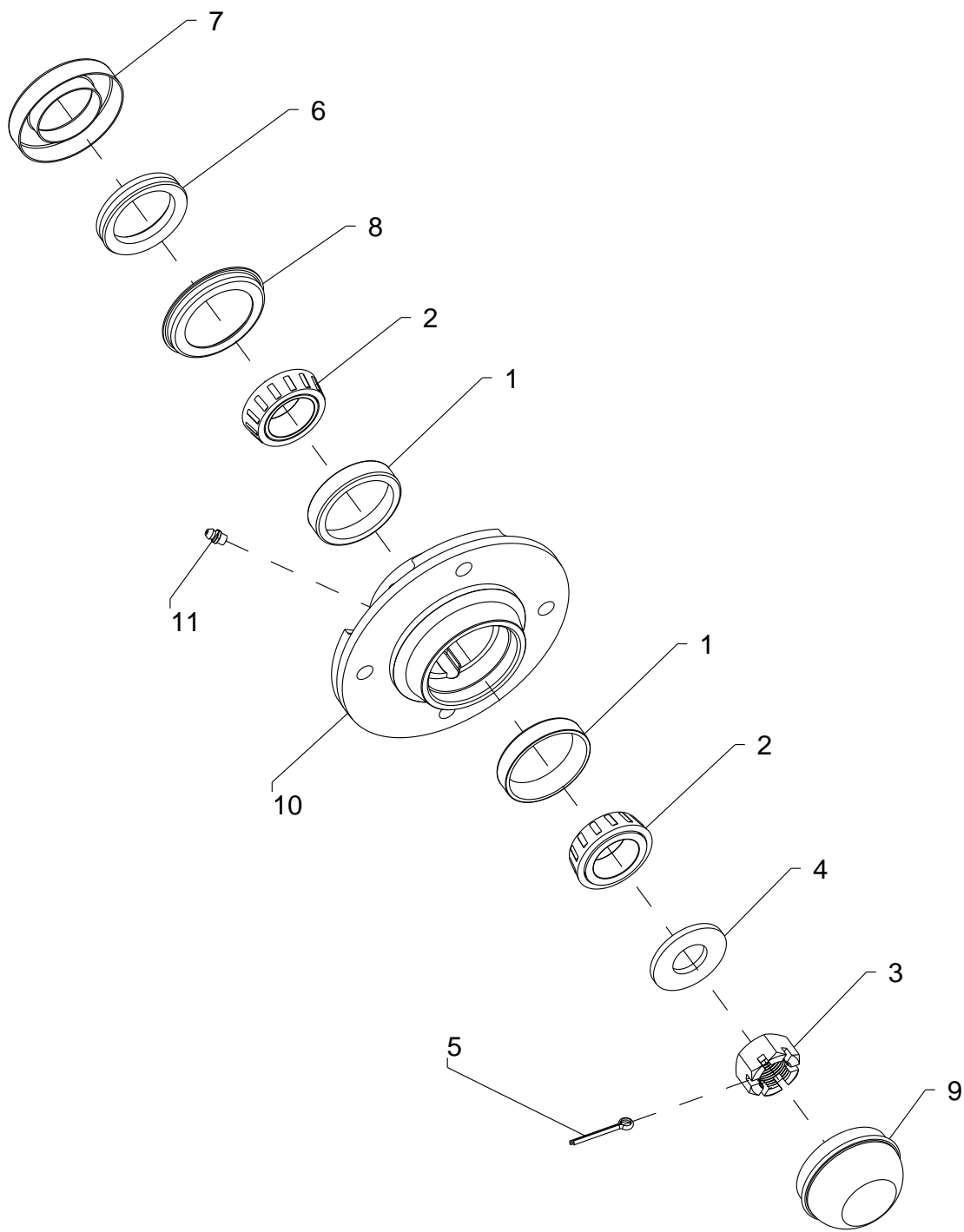
ITEM	PART NO.	DESCRIPTION	QTY
1	52244	CUP-BEARING (TIMKEN)	2
2	52245	CONE-BEARING (TIMKEN)	2
3	354055	SPINDLE-PACKER (Ø1.68)	1
4	34575	NUT-HEX: SLOT .875 NF GR2 NP	1
5	34927	BOLT-WHEEL LUG .50-20UNF X .75	4
6	1012634	WASHER-FLAT: SAE .75 ZP	1
7	1011748	ZERK-GREASE: .25UNF STRAIGHT	1
8	35128	PIN-COTTER: .19 X 1.50 NP	1
9	354057	SEAL-RETAINER (Ø1.68)	1
10	354058	SEAL-COUNTERFACE (Ø1.68)	1
11	354056	SEAL-V (Ø1.68)	1
12	33879	CAP-DUST	1
	322349	CAP-DUST (UNDERSIZED ADR)	
		SN: 463099-463432	
		3/15/2014 DATE ON CASTING	
13	321957	HUB	1



M5219-A

STEEL BOOT HUB ASSEMBLY

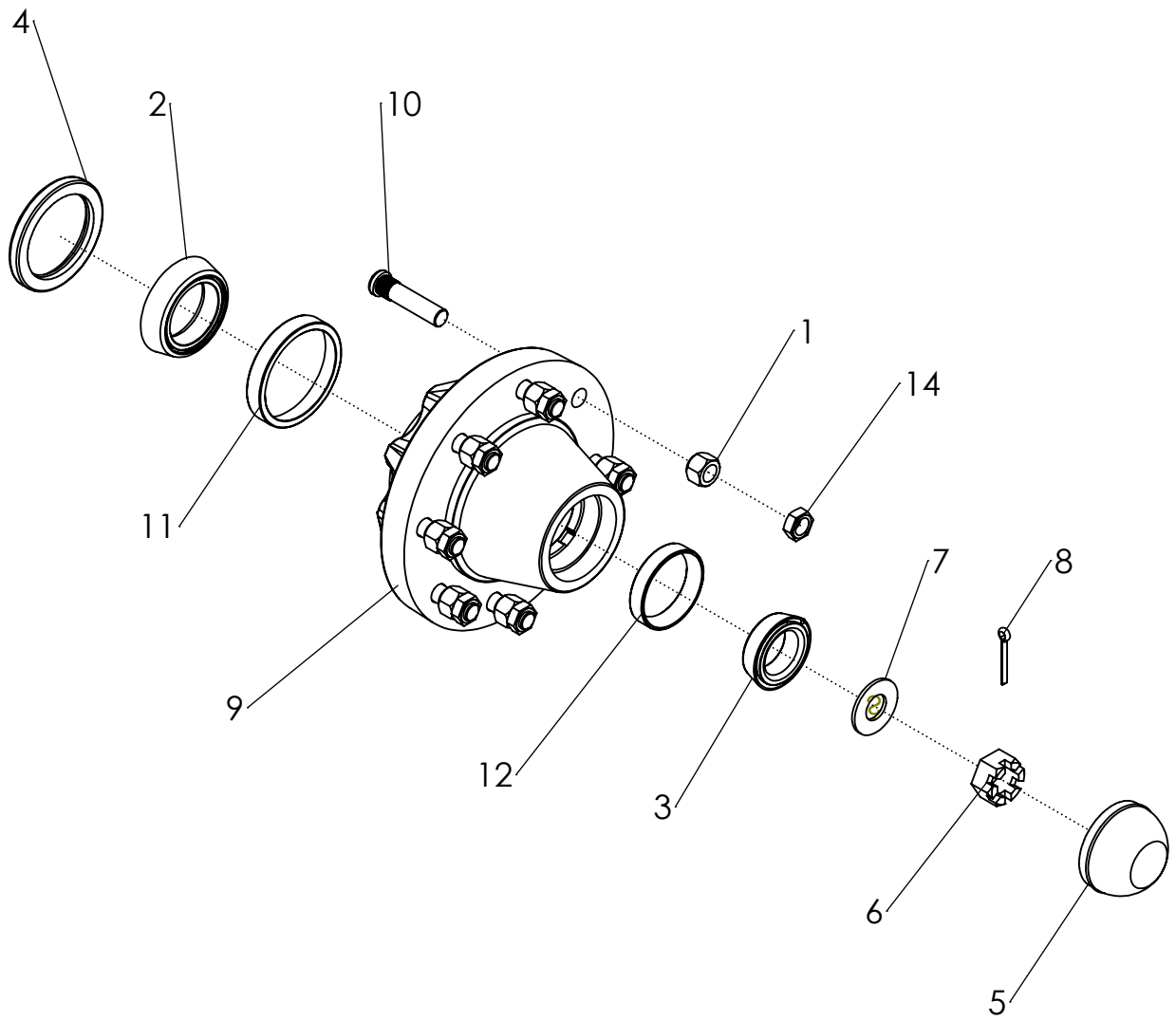
ITEM	PART NO.	DESCRIPTION	QTY
1	PA52244	CUP-BEARING (TIMKEN)	2
2	PA52245	CONE-BEARING (TIMKEN)	2
3	P88340	NUT SLTD 7/8-14NF	1
4	P16094	SPINDLE WASHER 7/8ID	1
5	P88560	PIN COT 1/8DIA X 1-1/4	1
6	PA33557	SEAL-V	1
		SN: THRU 463808	
	P354056	SEAL-V (1.68)	
		SN: 463809 & UP	
7	PA33555	SEAL-RETAINER	1
		SN: THRU 463808	
	P354057	SEAL-RETAINER (1.68)	
		SN: 463809 & UP	
8	PA33556	SEAL-COUNTERFACE	1
		SN: THRU 463808	
	P354058	SEAL-COUNTERFACE (1.68)	
		SN: 463809 & UP	
9	PA33879	DUST CAP	1
10	P321957	HUB CASTING	1
11	P88550	ZERK-GREASE: 1/4NF STRAIGHT	1



M5220-A

MRB HUB ASSEMBLY

ITEM	PART NO.	DESCRIPTION	QTY
1	PA52244	CUP-BEARING (TIMKEN)	2
2	PA52245	CONE-BEARING (TIMKEN)	2
3	P88340	NUT SLTD 7/8-14NF	1
4	P16094	SPINDLE WASHER 7/8ID	1
5	P88560	PIN COT 1/8DIA X 1-1/4	1
6	PA33557	SEAL-V	1
7	PA33555	SEAL-RETAINER	1
8	PA33556	SEAL-COUNTERFACE	1
9	PA33879	DUST CAP	1
10	P321957	HUB CASTING	1
11	P88550	ZERK-GREASE: 1/4NF STRAIGHT	1

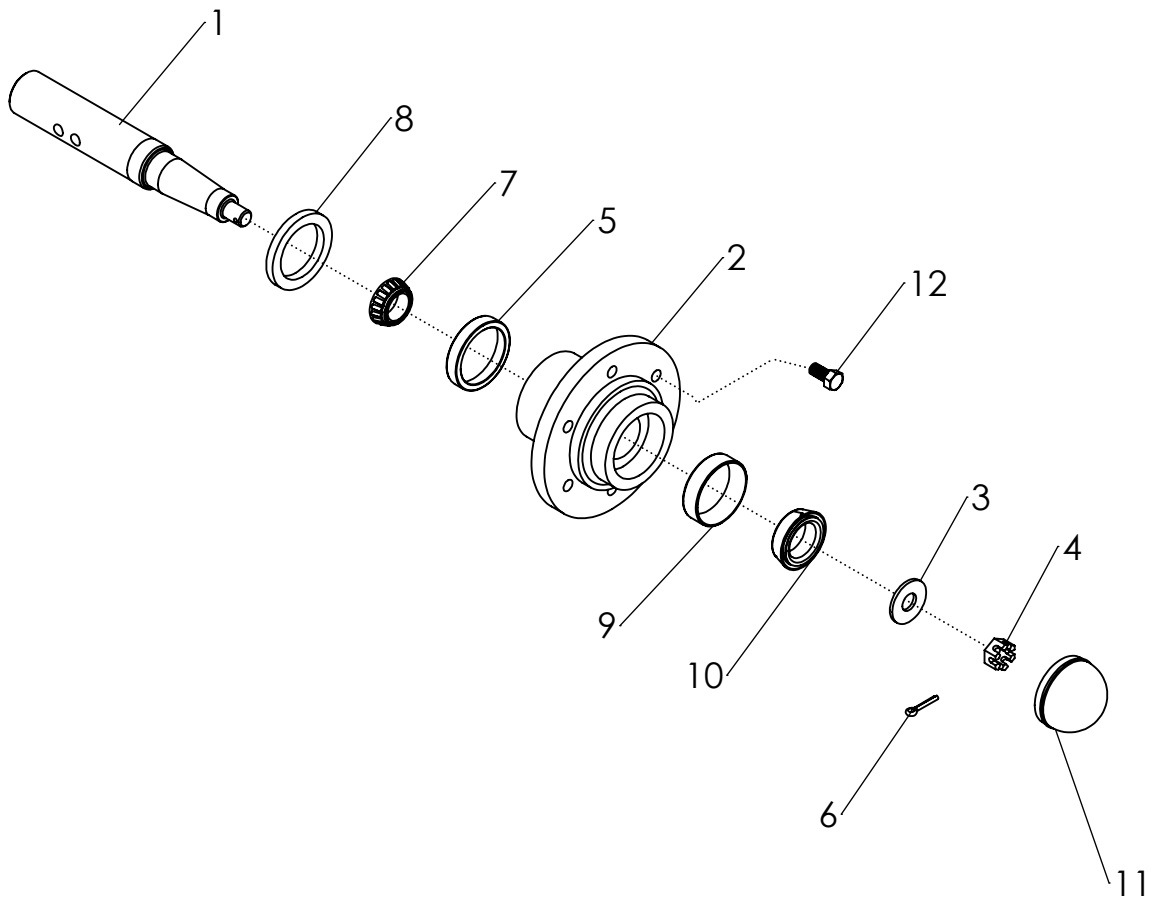


HUB & SPINDLE P320486

ITEM	PART NO.	DESCRIPTION	QTY
1	1013470	NUT-BEVELED: CT&D #WB18	8
2	65987	BEARING-CONE: INNER	1
3	1012354	BEARING-CONE: OUTER	1
4	1017764	SEAL: (HUB CTD #HA-817)	1
5	320152	CAP-HUB 8-BOLT	1
6	320157	NUT-HEX SLOT 8-BOLT	1
7	320158	WASHER-SPINDLE 8 BOLT	1
8	1013473	PIN-COTTER: .19 X 2.00 ZP	1
9	320160*	HUB-8 BOLT W/CUPS W/BRAKE (BLACK)	1
10	320487	STUD-LUG BOLT: .63-18 UNF X 2.75"	8
11	65948	CUP-INNER	1
12	1012359	CUP-OUTER	1
13	320149**	SPINDLE 8-BOLT (NOT SHOWN)	1
14	66336	NUT-JAM: .63 NF GR ZP	8

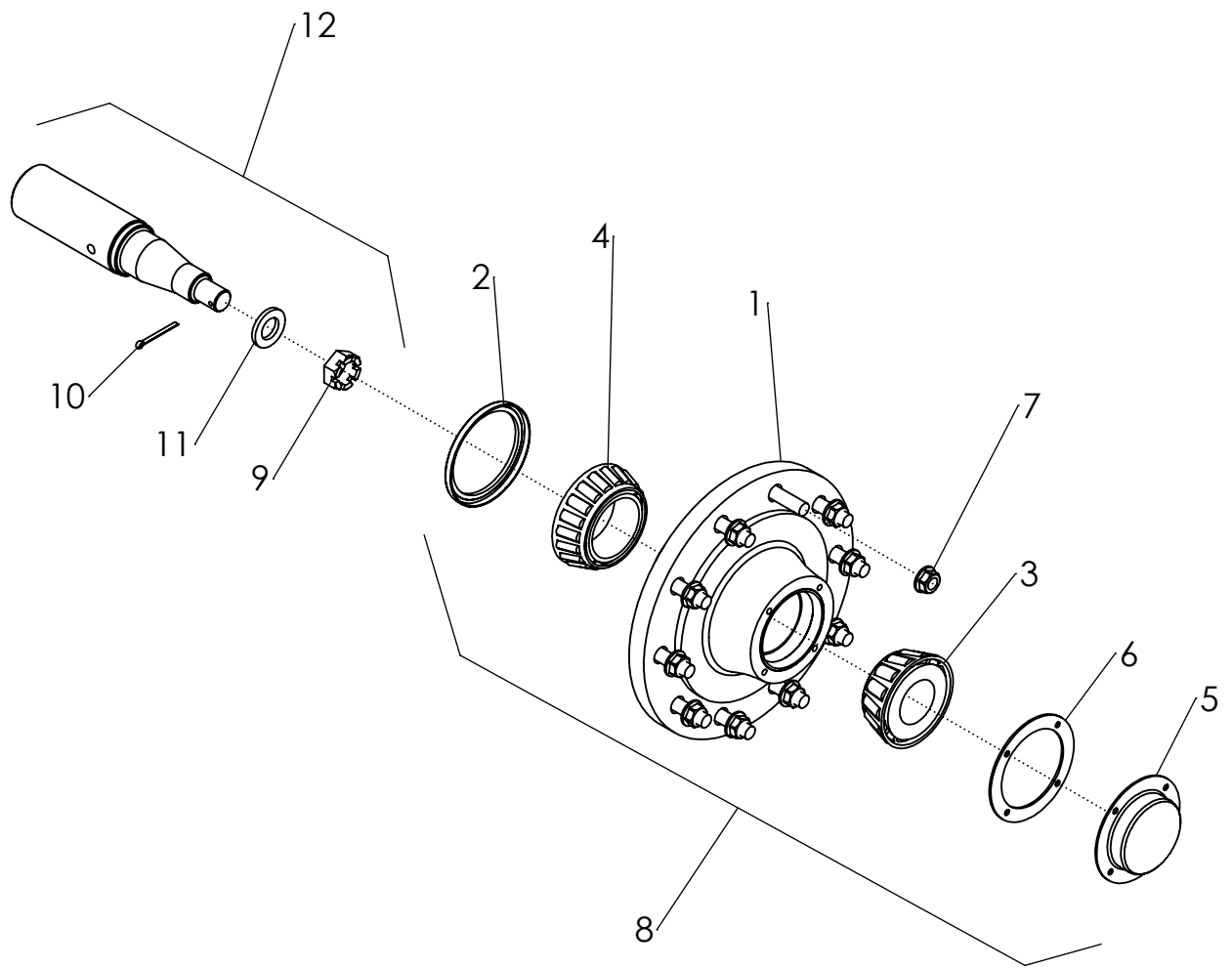
* INCLUDES ITEMS 10-12

** INCLUDES ITEMS 6-8



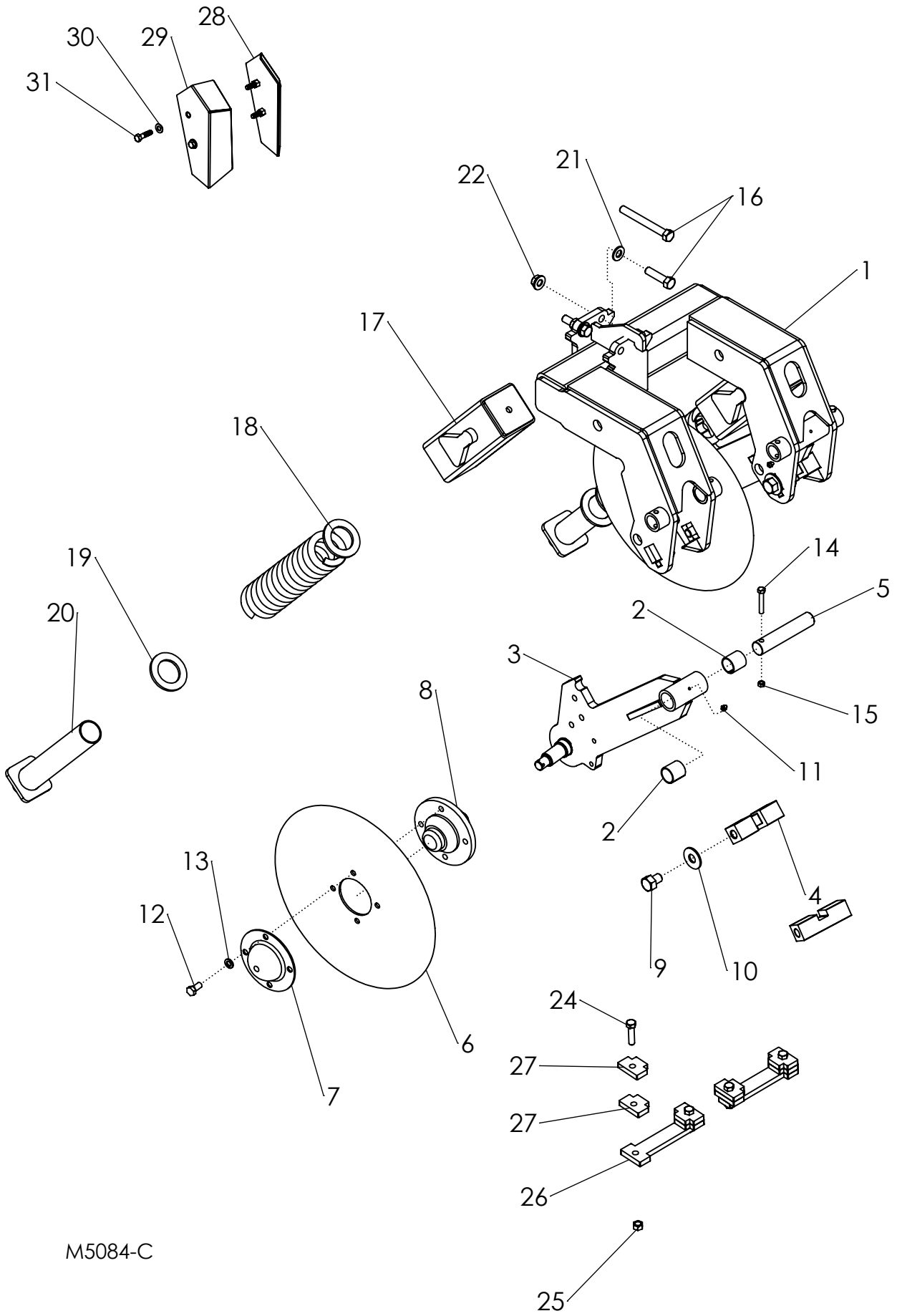
HUB AND SPINDLE ASSEMBLY 52116

ITEM	PART NO.	DESCRIPTION	QTY
1	52138	SPINDLE-DEFOLIATOR	1
2	52247	HUB-WHEEL 6 BOLT	1
3	1012377	WASHER-SPINDLE: .813 X 2.00 NP	1
4	1012376	NUT-SLOTTED: .75 NF GR5 NP	1
5	52243	CUP-BEARING INNER	1
6	35128	PIN-COTTER: .19 X 1.50 NP	1
7	52245	BEARING CONE-INNER	1
8	52242	SEAL	1
9	52244	CUP-BEARING OUTER	1
10	52246	BEARING CONE-OUTER	1
11	52241	CAP-HUB	1
12	52240	BOLT-LUG: .56 X 1.00 NF GR5 ZP	6



HUB & SPINDLE ASSEMBLY 35519

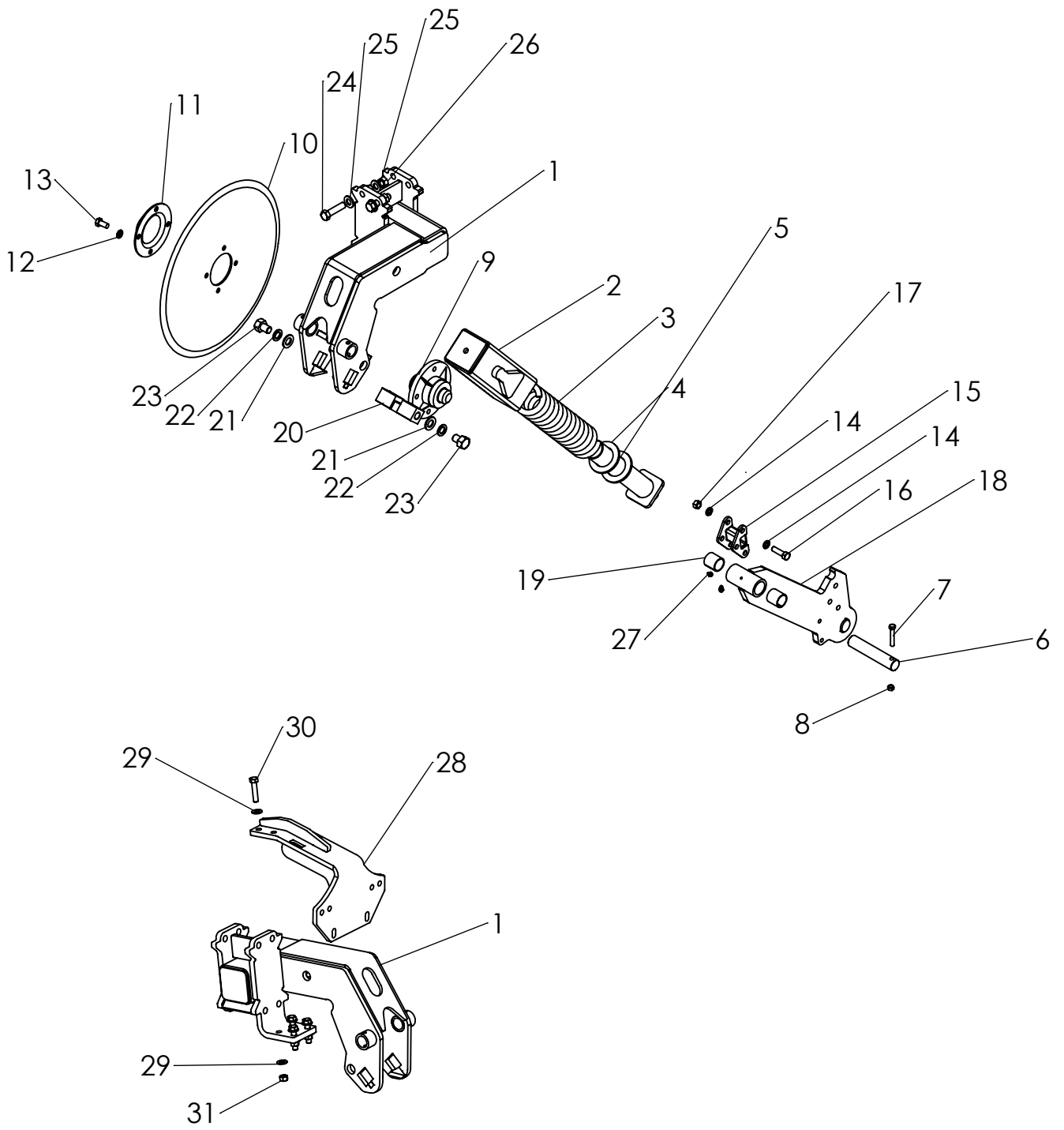
ITEM	PART NO.	DESCRIPTION	QTY
1	320139	HUB-WHEEL 10 BOLT 11.25	1
2	320143	SEAL	1
3	320144	BEARING-CONE OUTER	1
4	320145	BEARING-CONE INNER	1
5	320146	CAP-HUB	1
6	320148	GASKET-HUB	1
7	320147	NUT-WHEEL	10
8	35519-2	ASSY-HUB 10 BOLT-11.25 BC-12000#	1
9	320154	NUT-HEX SLOT 10 BOLT 11.25	1
10	320156	PIN-COTTER 10 BOLT 11.25	1
11	320155	WASHER SPINDLE 10 BOLT 11.25	1
12	35519-1	ASSY-SPINDLE: 3.13 X 14.5 CRS	1



M5084-C

FERTILIZER BANDER ASSEMBLY

ITEM	PART NO.	DESCRIPTION	QTY
1	34932	WLDMT-MID ROW BANDER SDD RH	1
	34933	WLDMT-MID ROW BANDER SDD LH	
2	60590	BUSHING-SPLIT 1.50 X 1.25 X 1.50	2
3	36327	WLDMT-STRUT MROW BANDER RH 6°	2
	36328	WLDMT-STRUT MROW BANDER LH 6°	
4	34976	BLOCK-ADJ. MROW BANDER	2
	35369	BLOCK-ADJ. DEEP SETTING ONLY	
5	320979	PIN-STRUT MROW YZP	2
6	34354	DISC-SDD 18"	2
7	34565	DUST CAP PROTECTOR YZP	2
8	34574	ASSY-HUB GROUP (COULTER/SDD)	2
9	34993	BOLT-HEX: .75 X 1.00 NC GR5 ZP	4
10	1030702	WASHER-FLAT .75 ZP	4
11	1011748	ZERK - GREASE	2
12	1015558	BOLT-HEX: .50 X 1.00 NF GR5 ZP	8
13	1011581	WASHER-LOCK: .50 ZP	8
14	59390	BOLT-HEX: .38 X 2.25 NC GR5 ZP	2
15	1030700	NUT-TOPLOCK: .31 NC GR5 ZP	2
16	36200	BOLT-HEX: .63 X 2.50 NF GR8 ZP	4
	70047	BOLT-HEX: .63 X 7.50 NF GR8 ZP	4
17	34958	WLDMT-SPRING TUBE	2
18	34957	SPRING-FERTILIZER BANDER	2
19	36086	SHIM-FERTILIZER BANDER	4
20	34964	WLDMT-SPRING PIVOT	2
21	66498	WASHER-SAE: .63 GR8 ZP	4
22	34864	NUT-TOPLOCK FLANGE .63 NC GR8 ZP	4
23	34956	ASSY-SPRING MROW BANDER TDD	2
24	1011609	BOLT-HEX: .50 X 2.00 NC GR5 ZP	AR
25	1011500	NUT-TOPLOCK: .50 NC GR5 ZP	AR
26	320376	DEPTH STOP-MRB .50 ZP	AR
27	320377	DEPTH STOP KEEPER-MRB .50 ZP	AR
	35832	KIT-EXTRA DEEP (INCLUDES ITEMS 24-27)	
28	36119	WLDMT- STALK SHIELD MRB LH	AR
29	36121	WLDMT- STALK SHIELD MRB RH	AR
30	1014608	WASHER FLAT 3/8SAE Z	AR
31	1011602	BLT HEX 3/8-16NC X 1 1/2 5Z	AR



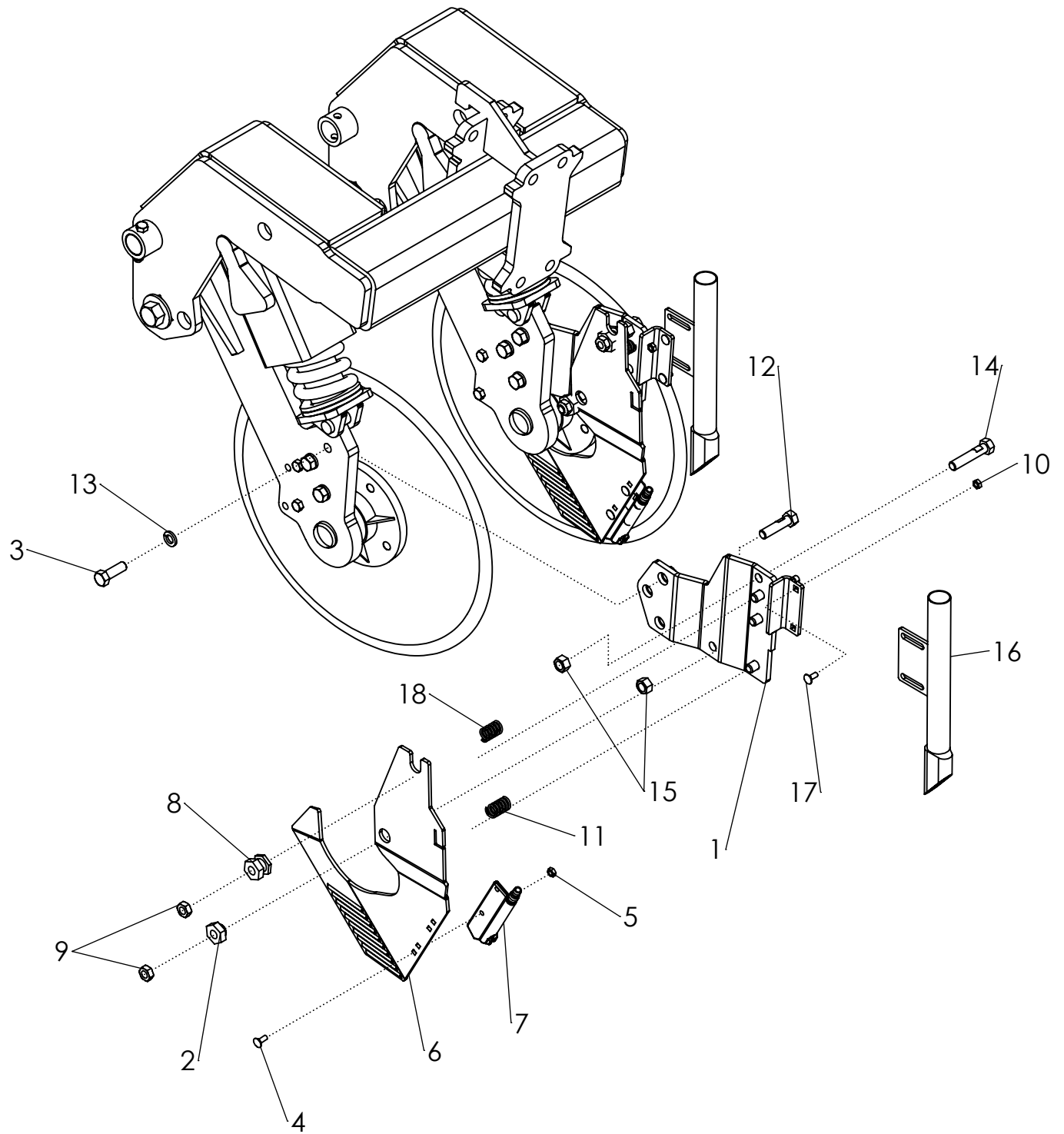
M5156-A

FERTILIZER BANDER 6-24 SPACING

ITEM NO.	PART NO.	DESCRIPTION	QTY.
1	320700	WLDMT- MRB SOYBEAN RH	1
	320401	WLDMT- MRB SOYBEAN LH	1
2	34958	WLDMT-SPRING TUBE	1
3	34957	SPRING-FERTILIZER BANDER	1
4	36086	SHIM-FERTILIZER BANDER	2
5	34964	WLDMT-SPRING PIVOT	1
6	34963	PIN-STRUT MROW ZP	1
7	59390	BOLT-HEX: 3/8-16NC X 2.25 5Z	1
8	36234	NUT TOP LK 3/8-16NC 5Z	1
9	34574	ASSY-HUB GROUP (COULTER/SDD)	1
10	320694	DISC-TWIN DRILL	1
11	34565	DUST CAP PROTECTOR YZP	1
12	1011581	WASHER LOCK: .50 ZP	4
13	1015558	BOLT-HEX: .50 X 1.00 NF GR5 ZP	4
14	1011581	WASHER-LOCK: .50 ZP	10
15	320722	WLDMT-MRB SB NH3 SCRAPER	1
16	1011608	BOLT-HEX: .50 X 1.75 NC GR5 ZP	3
17	36189	NUT-HEX: .50 NC GR8 YZP	3
18	320701	WLDMT-STRUT MRB SB RH 6°	1
19	60590	BUSHING-SPLIT 1.50 X 1.25 X1.500	2
20	34976	BLOCK-DEPTH MROWBANDER YZP	1
21	66497	3/4 STANDARD WASHER	2
22	1012061	WASHER-LOCK: .75 ZP	2
23	34993	BOLT-HEX: .75 X 1.00 NC GR5 ZP	2
24	36200	BOLT-HEX: .63 X 2.50 NF GR8 ZP	4
25	66498	WASHER-SAE: .63 GR8 ZP	8
26	1011632	NUT-TOPLOCK: .63 NC GR5 ZP	4
27	1011748	ZERK-GREASE .25 UNF STRAIGHT	1
28	320723	WLDMT-RESIDUE MANAGER MRB SB	1
29	1011584	WSHR FLAT 1/2 SAE Z	8
30	67146	BLT HEX 1/2-13NC X 2.25 8Y	4
31	36189	NUT HEX 1/2-13NC 5Z	4

*NH3 APPLICATION -SEE FERTILIZER BANDER NH3 & DRY PAGE

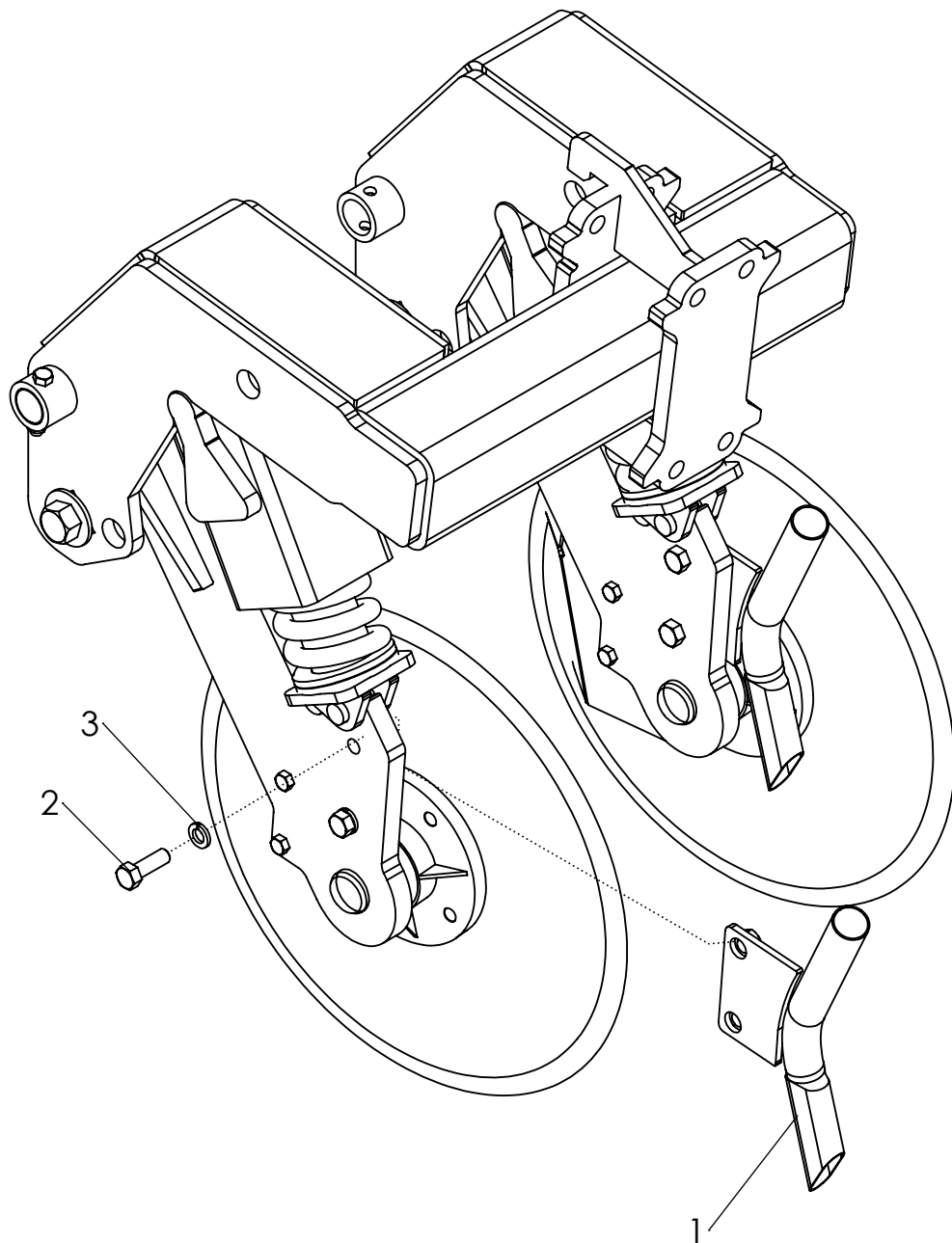
*DRY FERTILIZER APPLICATION W/O NH3 SEE DRY TUBE OPTION PAGE



M5085-D

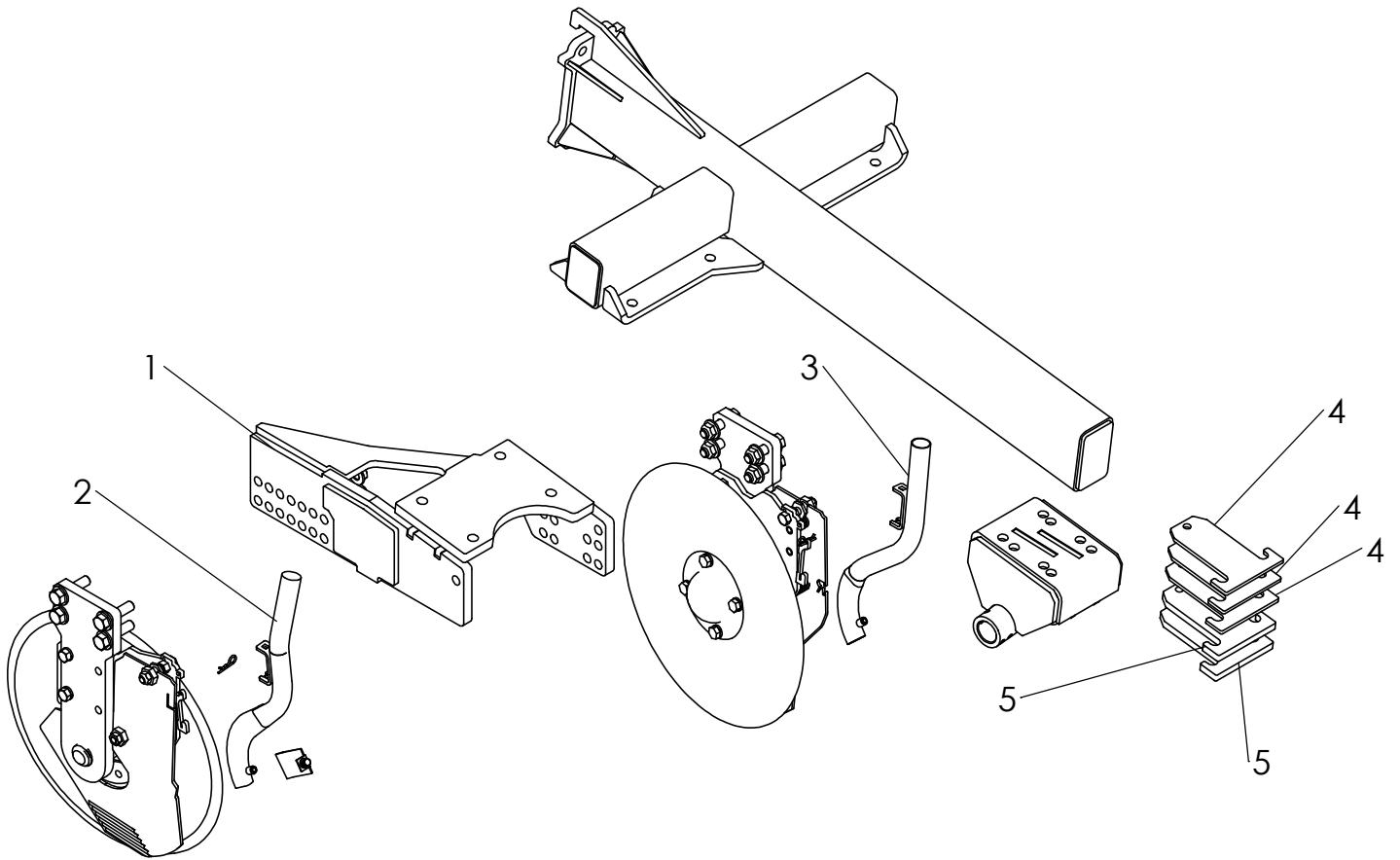
FERTILIZER BANDER NH3 & DRY OPTION

ITEM	PART NO.	DESCRIPTION	QTY
1	320388	ASSY-MRB SCRAPER BACK RH	2
	320387	ASSY-MRB SCRAPER BACK LH	
2	320616	NUT-COLLAR SCRAPER MRB YZP	2
3	1011608	BOLT-HEX: .50 X 1.75 NC GR5 ZP	6
4	68602	BOLT-CRG: .25 X .75 NC GR5	4
5	1030946	NUT-TOPLOCK: .25 NC GR5 ZP	5
6	35813	SCRAPER-MRB LH	2
	35812	SCRAPER-MRB RH	
7	320408	BOOT-ANHYDROUS INJECTOR NYLON	2
8	320615	NUT-GROOVED SCRAPER MRB YZP	2
9	1011591	NUT-JAM: .50 NC ZP	4
10	67077	NUT-FLANGE: SERR .31 NC GR2 ZP	4
11	34516	SPRING- COMPRESSION ZP	2
12	36182	BOLT-HEX: .50 X 2.00 NC GR8 YZP F NDP	2
13	1011581	WASHER-LOCK: .50 ZP	6
14	36183	BOLT-HEX: .50 X 2.50 NC GR8 YZP F NDP	2
15	36189	NUT-HEX: .50 NC GR8 YZP	2
16	320390	WLDMT-DRY TUBE(NH3)	2
17	65702	BOLT-CRG: .31 X .75 NC GR5 ZP	4
18	320133	SPRING- COMPRESSION STIFF	2



FERTILIZER BANDER DRY TUBE OPTION

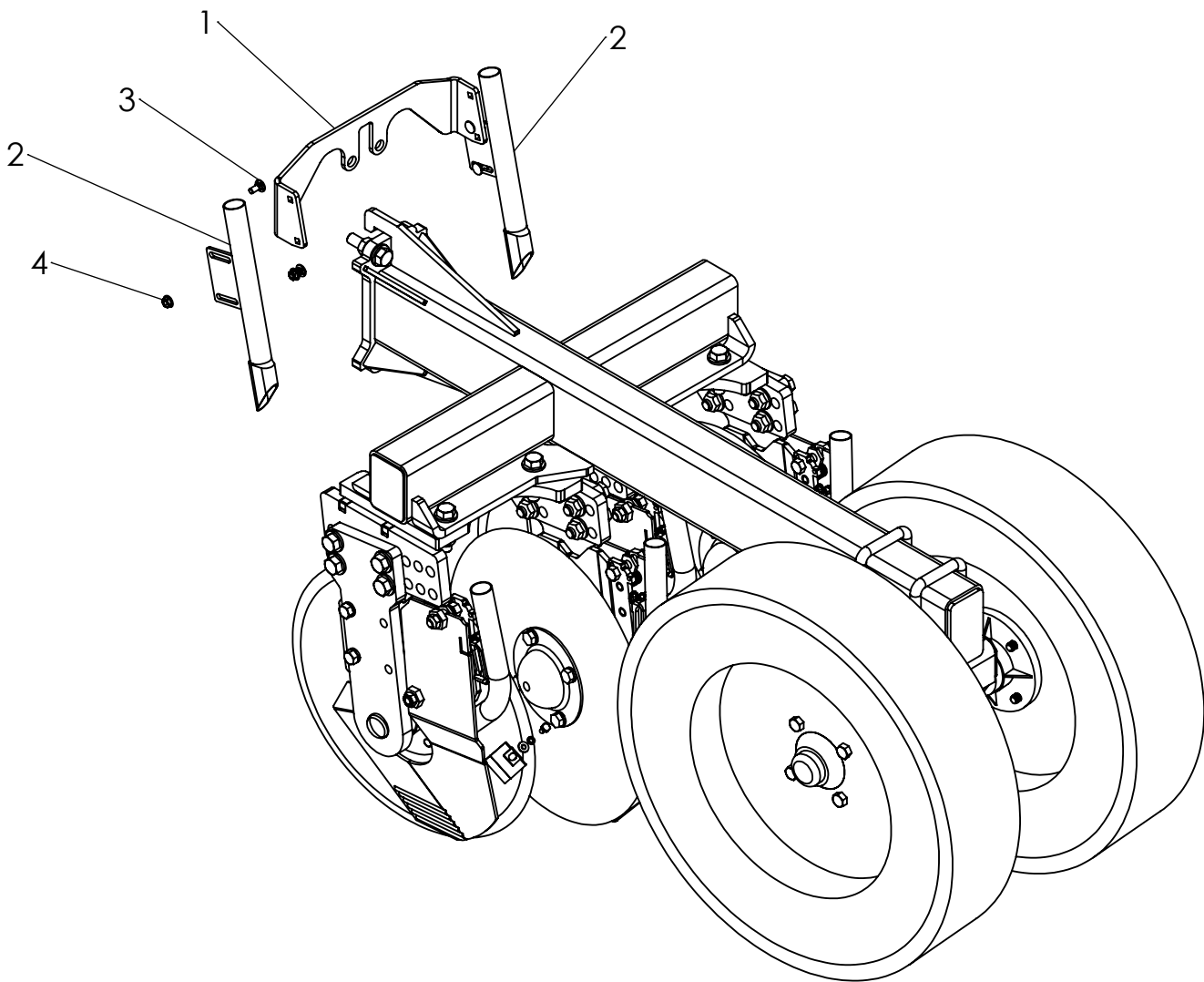
ITEM	PART NO.	DESCRIPTION	QTY
1	36316	WLDMT-TUBE FERTILZER DRY RH	2
	36326	WLDMT-TUBE FERTILZER DRY LH	
2	1011608	BOLT-HEX: .50 X 1.75 NC GR5 ZP	4
3	1011581	WASHER-LOCK: .50 ZP	4



M5157-A

OPENER ASSEMBLY (ROCK) 16.5 OFFSET

ITEM NO.	PART NO.	DESCRIPTION	QTY.
1	320801	WLDMT-OPENER MT. ADJ LH 16.5	1
	320802	WLDMT-OPENER MT. ADJ RH 16.5	1
2	320807	WLDMT-REVERSE SEED TUBE LH 16.5	1
	320808	WLDMT-REVERSE SEED TUBE RH 16.5	1
3	321122	WLDMT-REVERSE SEED TUBE STANDOFF	1
4	320811	SHIM-PACKER WHEEL DEPTH .25 ZP	3
5	320553	SHIM-PACKER WHEEL DEPTH .50 ZP	2



M5158-A

DRY FERTILIZER APP LESS MRB

ITEM NO.	PART NO.	DESCRIPTION	QTY.
1	320410	BRACKET-DRY FERT TUBE	AR
2	320390	WLDMT-MRB DRY TUBE	AR
3	65702	BOLT CRG 5/16-18NC X 3/4 2Z	AR
4	67077	NUT LK WHIZ 5/16-18MC(FLANGED) 5Z	AR